



# SMART AGRI HUBS

## D4.1 NEEDS ASSESSMENT REPORT

### WP 4

24 July 2019

**Report to identify, analyse and assess the needs of farmers and DIHs in relation to digital transformation.**



This project has received funding from the European Union's Horizon 2020 research and innovation programme under grant agreement N° 818182

[smartagrihubs.eu](http://smartagrihubs.eu)



## DOCUMENT IDENTIFICATION

Project	SmartAgriHubs
<b>Project Full Title</b>	Connecting the dots to unleash the innovation potential for digital transformation of the European agri-food sector
<b>Project Number</b>	No. 818182
<b>Starting Date</b>	November 1 <sup>st</sup> , 2018
<b>Duration</b>	4 years
<b>H2020 Call ID &amp; Topic</b>	DT-RUR-12-2018: ICT Innovation for agriculture – Digital Innovation Hubs for Agriculture
<b>Website</b>	smartagrihubs.eu
<b>File Name</b>	D4.1 Needs Assessment Report – 2 <sup>nd</sup> release
<b>Date</b>	24/07/2019
<b>Version</b>	2.0
<b>Status</b>	Final; second version
<b>Dissemination level</b>	Public
<b>Author</b>	Judit Anda M <sup>a</sup> Ángeles Lora Noemí Molina Agustín Serrano Miguel Calero Frank Berkers Caroline Van der Weerd Milou Derks Tineke Hof Stavros Tsitouras Ahmad Issa
<b>Contact details of the coordinator</b>	George Beers george.beers@wur.nl

# LIST OF ABBREVIATIONS

Abbreviation	Explanation
<b>CAPDER</b>	Regional Ministry of Agriculture, Livestock, Fisheries and Sustainable Development. Andalusia.
<b>CC</b>	Competence Center
<b>D4.1</b>	Deliverable 4.1
<b>DEI</b>	Digitising European Industry
<b>DIHs</b>	Digital Innovation Hubs
<b>DSM</b>	Digital Single Market
<b>EC</b>	European Commission
<b>EU</b>	European Union
<b>ICT</b>	Information and Communications Technology
<b>IT</b>	Information Technology
<b>IoT</b>	Internet of Things
<b>ICT</b>	Information and Communications Technology
<b>IT</b>	Information Technology
<b>IEs</b>	Innovation Experiments
<b>ISMM</b>	Innovation Services Maturity Model
<b>FIEs</b>	Flagship Innovation Experiments
<b>GDPR</b>	General Data Protection Regulation
<b>RIS3</b>	Research and Innovation Strategy for Smart Specialisation
<b>RCs</b>	Regional Clusters
<b>SAHs</b>	SmartAgriHubs
<b>SMEs</b>	Small Medium Enterprises
<b>SWOT</b>	Strengths, Weaknesses, Opportunities and Threats
<b>TNO</b>	The Netherlands Organisation for applied scientific research
<b>WP</b>	Work Package
<b>WUR</b>	Wageningen University and Research

# LIST OF FIGURES

Figure 1 - Categorised services and activities of a Digital Innovation Hub (source: I4MS initiative)	18
Figure 2 - Survey outcomes for farmers and Digital Innovation Hub surveys	20
Figure 3 - Global participation	31
Figure 4 - DIHs participation per Regional Cluster	32
Figure 5 - Distribution of surveys per regional cluster	33
Figure 6 - Distribution of surveys per role in the DIH	34
Figure 7 - Farmers participation on the survey per Regional Cluster	35
Figure 8 - Distribution of far's surveys per Regional Cluster	36
Figure 9 - Main sectors represented by respondents (farmers and farming ecosystem)	37
Figure 10 - Distribution of respondents by Regional Cluster within each sector	38
Figure 11 - Distribution of the main sectors represented	39
Figure 12 - Farmers position in the industry	40
Figure 13 - Age of the farmers	40
Figure 14 - Distribution of respondents according to their age per Regional Cluster	41
Figure 15 - Languages used by respondents	41
Figure 16 - Distribution amongst farm categories	42
Figure 17 - Distribution of farm categories according to the sector	43
Figure 18 - Size of farms	43
Figure 19 - Sectors served by the farmers ecosystem	45
Figure 20 - Participants willing to collaborate in the future	46
Figure 21 - Composition of the DIH ecosystem	46
Figure 22 - Composition of the DIH ecosystem shown as a net	47
Figure 23 - Farmers perception of digitalisation needs	49
Figure 24 - Importance of services to operate as a DIH from their own point of view	51
Figure 25 - Availability of services for DIHs	52
Figure 26 - Importance of services according to farmers	54
Figure 27 - Availability of services according to farmers	55
Figure 28 - Tools used by DIHs to deliver services	59
Figure 29 - Vision of Digital by Farmers and DIHs	60
Figure 30 - Importance of Cloud Services ranked by DIH	63
Figure 31 - Use of Cloud Services ranked by DIH	63
Figure 32 - Importance of digital services for farmers according to DIHs	65
Figure 33 - Application areas assessed by DIHs	67
Figure 34 - Assessing versus importance	67
Figure 35 - Strengths of farmers word cloud	69
Figure 36 - Challenges of farmers workd cloud	69
Figure 37 - Opportunities of farmers word cloud	70
Figure 38 - Threats of farmers word cloud	71
Figure 39 - Ambitions of farmers word cloud	71
Figure 40 - Main needs to fulfill ambitions mentioned by farmers	72
Figure 41 - Strengths of DIHs	73

Figure 42 - Challenges of DIHs	74
Figure 43 - Biggest contributions of DIHs	75
Figure 44 - Ambitions of DIHs	75
Figure 45 - Needs to fulfil ambitions of DIHs	76
Figure 46 - InnovaIndex and challenges	78
Figure 47 - Innovation services quadrant according to importance and gap between importance and availability	88

## LIST OF TABLES

Table 1 - Number of Digital Innovation Hubs per Regional Cluster included in the SAH Catalogue	19
Table 2 - Content structure for the Digital Innovation Hubs Survey	21
Table 3 - Content structure for the Farmers's needs in digital innovation Survey	23
Table 4 - Number of surveys discarded in each data preparation phase	30
Table 5 - Number of participating DIHs per Regional Cluster	33
Table 6 - Sectors where DIHs provide services	34
Table 7 - Number of surveys completed according to the role in the DIH	35
Table 8 - Number of valid farmers's surveys per Regional Cluster	37
Table 9 - Number of respondents by sector	38
Table 10 - Number of surveys according to the typology of respondent	39
Table 11 - Number of surveys per entity providers	42
Table 12 - Number of surveys according to the farm category	42
Table 13 - Number of surveys according to the size of the farms.	44
Table 14 - Respondents' perception of their farm in terms of size	44
Table 15 - Number of respondents serving sectors	45
Table 16 - Number of DIHs connected with each type of entity	47
Table 17 - Digitalisation needs detected by farmers and identified by DIHs	48
Table 18 - Services scoring according to their importance	52
Table 19 - Available service scoring for DIHs	53
Table 20 - Gaps between importance and availability of services for DIHs	53
Table 21 - Gaps between importance and availability of services for farmers	56
Table 22 - Gaps between farmers and DIHs in terms of importance of services	57
Table 23 - Gaps between farmers and DIHs in terms of availability of services	58
Table 24 - Vision of Digital by Farmers and DIHs	60
Table 25 - Cloud Services importance for farmers according to DIHs	62
Table 26 - Cloud Services used by Farmers according to DIHs.	64
Table 27 - Cloud Services Importance for Farmers x Cloud Services Usage by Farmers	64
Table 28 - Importance of digital services for farmers' businesses according to DIHs	65
Table 29 - Ranking of assessment of farmers' needs	66
Table 30 - Strengths of Farmers	68
Table 31 - Challenges of Farmers	69
Table 32 - Opportunities of Farmers	70



Table 33 - Threats of Farmers	70
Table 34 - Ambitions of Farmers	71
Table 35 - Needs of Farmers to fulfil ambitions	71
Table 36 - Strengths of DIHs	73
Table 37 - Challenges of DIHs	74
Table 38 - Biggest contributions of DIHs	74
Table 39 - Ambitions of DIHs	75
Table 40 - Needs to fulfil ambitions of DIHs	75
Table 41 - InnovaIndex according to the relative size of farms	77
Table 42 - InnovaIndex in relation to main sectors	77
Table 43 - InnovaIndex according to main sector and subjective size of farms	78
Table 44 - InnovaIndex in farmers according to challenges	79
Table 45 - InnovaIndex across the different Regional Cluster	79
Table 46 - InnovaIndex across the different Digital Innovation Hubs	80
Table 47 - Needs covered by FIEs	80
Table 48 - Innovation services delivered by FIEs	81
Table 49 - Digitalisation needs farmers x main sector	90
Table 50 - Digitalisation needs farmers producers x size Has	90
Table 51 - Digitalisation needs farmers producers x size livestock	91
Table 52 - Digitalisation needs farmers producers x relative size	91
Table 53 - Digitalisation needs farmers producers x number of workers	92
Table 54 - Subjective size of the farm x importance of services, availability of services	92
Table 55 - Main sector x importance of services, availability of services (1)	94
Table 56 - Main sector x importance of services, availability of services (2)	95
Table 57 - Size of the farm has x importance of services, availability of services	97
Table 58 - Size of the farm livestock x importance of services, availability of services	99
Table 59 - Number of workers x importance of services, availability of services	100

# TABLE OF CONTENTS

<b>LIST OF ABBREVIATIONS</b>	<b>3</b>
<b>LIST OF FIGURES</b>	<b>4</b>
<b>LIST OF TABLES</b>	<b>5</b>
<b>PROJECT SUMMARY</b>	<b>9</b>
<b>EXECUTIVE SUMMARY</b>	<b>10</b>
<b>1. INTRODUCTION</b>	<b>12</b>
<b>2. APPROACH &amp; METHODOLOGY</b>	<b>17</b>
2.1 DIGITAL INNOVATION HUBS	17
2.2 DIGITAL INNOVATION HUBS CATALOGUE WITHIN THE SAH PROJECT	18
2.3 SURVEY DESIGN	19
2.4 DATA COLLECTION PLAN	26
2.5 DATA PREPARATION AND ANALYSIS	27
<b>3. RESULTS</b>	<b>29</b>
3.1 SURVEY DISTRIBUTION AND DATA COLLECTION	29
3.2 DIGITAL INNOVATION HUBS ECOSYSTEM	46
3.3 DIGITAL INNOVATION HUBS AND FARMERS' DIGITALISATION NEEDS	48
3.4 DIHS INNOVATION SERVICES PORTFOLIO VERSUS EXPECTATIONS AND AVAILABILITY FOR FARMERS.	50
3.5 TOOLS USED AND REQUIRED TO DELIVER INNOVATION SERVICES BY DIHS	58
3.6 DEFINITION OF "DIGITAL" FOR FARMERS AND DIHS	59
3.7 CLOUD SERVICES	61
3.8 DIGITAL SERVICES	65
3.9 SWOT ANALYSIS	68
3.10 INNOVATION CAPACITY AND ENTREPRENEURIAL MINDSET	76
3.11 FLAGSHIP INNOVATION EXPERIMENTS	80
<b>4. CONCLUSIONS AND RECOMMENDATIONS</b>	<b>83</b>
4.1 DIHS ROLE IN DIGITAL INNOVATION	83
4.2 PRODUCTION IS STILL IN THE FOUNDATION ROOTS OF EUROPEAN FARMERS	85
4.3 DIFFERENT FARMERS, DIFFERENT NEEDS	86
4.4 AN ACTIONABLE GUIDE FOR INNOVATION SERVICES	87
4.5 METHODOLOGICAL REFLECTION	89
<b>5. ANNEX I: ADDITIONAL TABLES</b>	<b>90</b>
<b>6. ANNEX II: FARMERS' NEEDS SURVEY</b>	<b>103</b>
<b>7. ANNEX III: DIGITAL INNOVATION HUBS SERVICES SURVEY</b>	<b>152</b>

<b>8. ANNEX IV: GDPR CONSENT</b>	<b>200</b>
<b>9. ANNEX V: EMAIL TO DIHS</b>	<b>202</b>
<b>10. ANNEX VI: EXAMPLE EMAIL TO REACH PARTNERS</b>	<b>204</b>



## PROJECT SUMMARY

**Digital technologies enable a transformation into data-driven, intelligent, agile and autonomous farm operations, and are generally considered as a key to address the grand challenges for agriculture. Recent initiatives showed the eagerness of the sector to seize the opportunities offered by ICT and in particular data-oriented technologies. However, current available applications are still fragmented and mainly used by a small group of early adopters. Against this background, SmartAgriHubs (SAH) has the potential to be a real game changer in the adoption of digital solutions by the farming sector.**

SAH will leverage, strengthen and connect local DIHs and numerous Competence Centres (CCs) throughout Europe. The project already put together a large initial network of 140 DIHs by building on its existing projects and ecosystems such as Internet of Food and Farm (IoF2020). All DIHs are aligned with 9 regional clusters, which are led by organizations that are closely related to national or regional digitization initiatives and funds. DIHs will be empowered and supported in their development, to be able to carry out high-performance Innovation Experiments (IEs). SAH already identified 28 Flagship Innovation Experiments (FIEs), which are examples of outstanding, innovative and successful IEs, where ideas, concepts and prototypes are further developed and introduced into the market.

SAH uses a multi-actor approach based on a vast network of start-ups, SMEs, business and service providers, technology experts and end-users. End-users from the agri-food sector are at the heart of the project and the driving force of the digital transformation.

Led by the Wageningen University and Research (WUR), SAH consists of a pan-European consortium of over 160 Partners representing all EU Member States. SAH is part of Horizon2020 and is supported by the European Commission with a budget of €20 million.

# EXECUTIVE SUMMARY

Digital Innovation Hubs (DIHs) are one of the EU key initiatives to support digital transformation in all sectors. SmartAgriHubs focuses on DIHs in the agrifood sector. However, DIHs are emerging in the regions without a clear strategy nor organized connections within a network or with the agrifood sector. This lack of contact with end users results in a gap between the farming sector needs and the services offered by DIHs.

The Needs Assessment conducted by SmartAgriHubs marks the starting point for the project's activities on improving the capabilities of Digital Innovation Hubs (DIHs). DIHs play an essential role in delivering relevant services as a 'one-stop-shopping-window' for parties working on digital innovations in agriculture. By means of the assessment, gaps were identified between what DIHs deliver and what the farming sector needs. This in turn provides the SmartAgriHubs community actual demand-driven guidance on capability building priorities.

Overall the results point towards a focus on productivity as the main driver of digital transformation in the farming sector. Less importance is ascribed to business model innovation and customer intimacy; yet these are key for ensuring the sustainability of the sector.

We analysed the following items: Ecosystem, Digitalisation Needs, Vision on digitalisation and DIH Innovation services:

## **Ecosystem**

Most network connections of hubs are with University/Research Centres, local SMEs, Competence Centres, farmer associations and communities, local governments and education & training institutes. Connections with larger local businesses and start-up programmes are less usual. A starting point is for DIHs to familiarise more with the farming sector in their own ecosystem, as the data point towards a disconnect here.

## **Digitalisation needs**

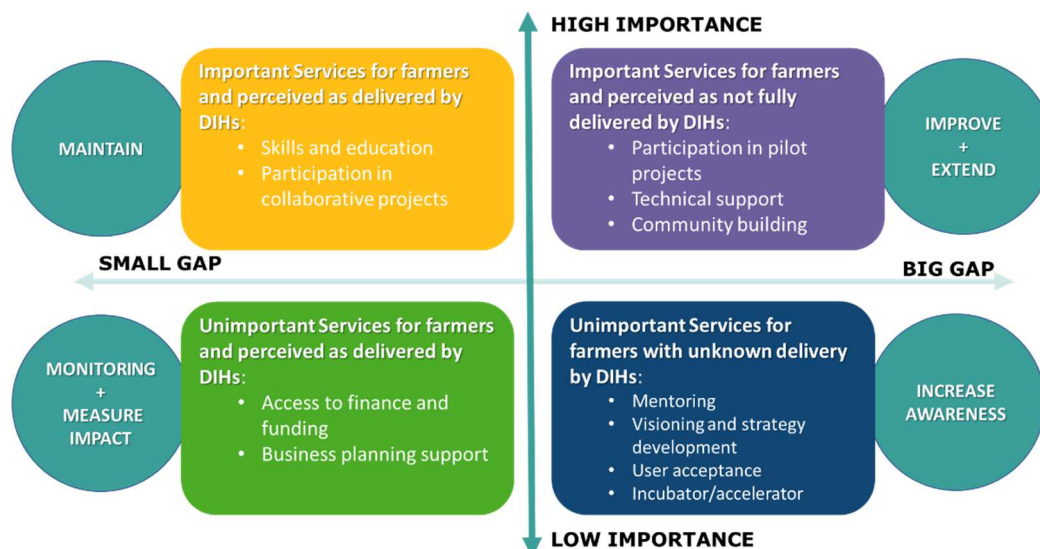
DIHs are aligned with farmers in their digitalisation needs: both state "optimise production" as most important need, and "change business models" amongst the least needed. This prioritisation of production-related issues is also observed in the digital solutions that are most popular amongst respondents: sensoring, predictive analysis and business intelligence.

## **Vision on digitalisation**

"Data" and "mindset" are most prevalent associations with the concept of digitalisation. In turn, items relating to customers and marketing were seldomly selected when both farmers and DIHs were asked to share their vision. When asking about the mindset regarding innovation in general, we found that bigger farms give more priority to innovating than smaller farms, who are more focused on profitability.

## **Innovation services**

By asking both the DIHs and the farming sector how important they consider a list of pre-defined services and whether they are, respectively, delivered or readily accessible, the gaps could be identified between the two respondent groups. Here you find a graphical representation of the findings:



For some services there is a solid and promising match between what the farming sector requires and what is offered by hubs (top left quadrant) and the strategy for these is to continue to ensure quality and availability.

For the services in the top right corner another view arises: “Community Building” (e.g. scouting for new partners and ecosystem building) for instance is much less covered in the current services of hubs - which is also reflected by the earlier mentioned analyses of the Ecosystem. Services can be improved here, e.g. through support on ecosystem mapping and co-creating with stakeholders such as the farmer community. There is a notable difference here between the Regional Clusters though, which supports the idea of recognising “champions” and exchanging best practices amongst participating hubs.

Below left we see another remarkable result: “Access to finance and funding” and “Business planning support” seem so-called “hygiene factors”; they are available but not regarded to be of great importance (but would probably be missed if not present).

Finally, the services in the bottom right quadrant are deemed relatively unimportant by both DIHs and the farming sector. These underline the findings that digitalisation is now mostly productivity-driven and less attention is given to potential strategic moves and/or starting-up new businesses. In due course these deserve more attention.

### Recommendations going forward

There is an obvious focus on the operational benefits of digitalisation throughout the sector. This indicates that the services of the hubs should remain to evolve around the pragmatic consequences of digital innovations on the farm: how they are used, the impact on processes and balance sheets, how they can be tested, and so on. True transformation for ensuring a sustainable and thriving sector does however require more: an out-of-the box approach to business model innovation and a better connection to the customer. We need DIHs to plant and grow the seeds for change while supporting productivity improvements. Digital innovation services are still hard to grasp for the majority of actors in the agrifood sector, especially those more closely linked to changes in the sector’s paradigm. DIHs have the opportunity but also the challenge to work on this. DIHs and Regional Clusters are strongly encouraged to interpret and prioritise these findings presented in this document.

# 1. INTRODUCTION

## Policy framework

The agriculture sector and rural areas are capable of delivering sustainable solutions to current and future challenges such as assuring a safe and sustainable provision of quality food, fostering resource efficiency, developing the circular economy and combating climate change.

In this context, 'digital transformation' will play a crucial role for rural business and the farming sector. For instance, the adoption of modern farming technologies, including those based on robots, the Internet of Things (IoT) and Big Data, has great potential in leading to a more productive, sustainable and environmentally responsible food production. Smart farming systems can help farmers improve decision-making processes and develop more efficient operations and management.

Digitisation is one of the main pillars of the European Commission, as it is recognised by the Cork 2.0 declaration, the Digital Single Market (DSM) and the specific communication on "Digitising European Industry" (COM(2016)180).

One of the main elements of the Communication playing a key role in supporting the digital transformation in the agriculture sector is the development of **Digital Innovation Hubs** across Europe.

In addition, the European Commission's DG Agriculture and Rural Development (DG AGRI) organised the EIP-AGRI Seminar on 'Digital Innovation Hubs: mainstreaming digital agriculture' in 2017<sup>1</sup>. In this meeting, 150 delegates from 24 EU Member States and Serbia met in Kilkenny (Ireland) to share experiences, discuss needs and identify priority actions to develop Digital Innovation Hubs (DIHs) for agriculture. Thus, a large part of the EIP-AGRI Seminar was focused on understanding what a DIH is and what it can do for the farming sector. In an 'open space' format, they decided on the most relevant issues to work on and they listed priority actions to start building DIHs for agriculture in their regions. One of the seven priority actions for building DIHs for agriculture that the participants identified in this seminar was: "Identify the local/regional needs and specialisations in rural areas to develop a DIH model that can deliver integrated services adapted to the context." Another identified priority issue was "Map existing initiatives and identify which 'building blocks' are already available in the local/regional context as the basis to develop DIHs".

Regarding the inclusion of Digital Innovation Hubs in Smart Specialisation Strategies and its synergies, a recent report of the Joint Research Centre (JRC) has been published<sup>2</sup>. In this publication, it is highlighted how regional innovation ecosystems are able to meet the priorities included in regional Smart Specialisation Strategies and how can potentially contribute. Concretely, it is pointed out that a coherent RIS3 and DIHs interaction is critical to target the industry needs and to support the place-based ecosystem. DIHs in addition can be key partners for the strategy development processes by providing their expertise and helping to upgrade the local industry. In this sense, WP4 is working together with the JRC in order to create synergies.

## DIHs main challenges to reach the agrifood sector

---

<sup>1</sup> [https://ec.europa.eu/eip/agriculture/sites/agri-eip/files/eip-agri\\_seminar\\_digital\\_innovation\\_hubs\\_final\\_report\\_2017\\_en.pdf](https://ec.europa.eu/eip/agriculture/sites/agri-eip/files/eip-agri_seminar_digital_innovation_hubs_final_report_2017_en.pdf)

<sup>2</sup> [http://publications.jrc.ec.europa.eu/repository/bitstream/JRC112111/digitalinnovation\\_hubsinsmartspecialisationstrategespdfinal.pdf](http://publications.jrc.ec.europa.eu/repository/bitstream/JRC112111/digitalinnovation_hubsinsmartspecialisationstrategespdfinal.pdf)

Digital Innovation Hubs (DIHs) are one-stop-shops where companies –especially SMEs, startups and mid-caps– can get help to improve their business, production processes, products and services by means of digital technology. One of the key priorities of the Digitising European Industry Communication (DEI) is to support a strong network of DIHs to ensure that every company in Europe can take advantage of digital opportunities.

Digital technologies (or the interchangeable acronym, ICT) are one of the most important innovations for all actors in the agri-food value chain and especially advances in precision agriculture are already helping to address the global challenge of raising agricultural productivity in a more sustainable manner.

Despite the overwhelming interest of tech companies, investors and policymakers, the adoption rate of Digital Agriculture is still limited. In most EU member states, there is a consistent but small group of farmers that are frontrunners in this field, which are often seen as role models for other farmers. However, the majority of farmers does not yet adopt digital technologies or only invests in proven and tangible technologies such as auto-steering tractors or milking robots. The current impact of digitisation is way below its true potential. According to section 1.4.1 of the approved SAH proposal, broad digital transformation is hampered by the following:

1. There are still many technological barriers, farmers need advanced skills e.g. to transfer data manually from one system into the other. Improvements on interoperability accompanied with training and advice are required.
2. There are context-specific barriers meaning that a certain solution might work for a specific crop and/or region but cannot be one-on-one transferred to another crop or region.
3. The business case is still lacking for many solutions. Positive business cases indicate that precision agriculture or digital solutions only become beneficial if they are applied in an integrated manner throughout the whole farm operation and beyond in the whole value chain network around the farm business.
4. The high number of SMEs, around 11.3 million farmers and other agricultural companies, results in a lack of (financial) resources, technical expertise and management skills to invest successfully in digital solutions<sup>3</sup>.
5. There are many user concerns among other about data ownership, privacy and security resulting in a lack of trust and a 'wait-and-see' attitude. As a result, end-users – in particular farmers – remain sceptical about these developments and are hard to convince of the benefits because a proof of concept relevant to their specific case is lacking and this vicious circle is hard to breakthrough.
6. This makes it very challenging for technology and solution developers to develop sustainable business models for their products and services.
7. New technology providers are often small start-ups that come and go delivering isolated solutions. Towards the bigger technology providers, farmers are still reluctant to adopt their technology, fearing that they will become too dependent on them and lose control of their data and farm business.

It is far beyond the scope of individual farmers or small technology providers to tackle these issues and even the big companies can only influence a small part of the system of systems. For this reason, innovation ecosystems have been established in all member states to

---

<sup>3</sup> European Union (2013): "Agriculture, forestry and fishery statistics", Eurostat pocketbooks, 2013 edition, ISBN 978-92-79-33005-6;  
FoodDrink Europe (2012): "Data & Trends of the European Food and Drink Industry 2012", <http://www.fooddrinkeurope.eu/S=0/publication/data-trends-of-the-european-food-and-drink-industry-2011/>

stimulate the uptake of digital technologies in farming. These ecosystems often concentrate on a sub-part of DIHs, e.g. either networking, or technical experimentation and testing.

In the light of experts, forums and events related to this subject, it is evident that Digital Innovation Hubs are the main element of cohesion to boost the digitisation in all sectors but especially in the agri-food sector for their own characteristics: fragmentation of knowledge and technology expertise in the proximity of farms, the lack of promising business cases for farmers and business models for the technology providers, farming is more subject to sector- and region- specific conditions than other sectors, fragmentation and misalignment between the various types of public and private funding.

Nowadays, the fact is that too many DIHs are emerging in an uncoordinated way and with not so close connection with the agri-food sector as it would be desirable for a successful digital transformation process in this sector. Hence, the farmers need in terms of digitisation are not easy to detect for most of the existing DIHs which is one of the key existing gaps in order to enhance the digitisation in the sector.

### **Project framework**

The main objective of the SmartAgriHubs project is to consolidate and foster a European wide network of Digital Innovation Hubs for Agriculture to enhance the Digital Transformation for Sustainable Farming and Food Production.

In this framework, WP4 objectives are:

---

*WP4 aims to ensure that all DIHs have the capacity to develop and deliver an adequate portfolio of relevant, value-adding and applicable innovation services in a one-stop-shop formula for end-users.*

*Through capacity building WP4 contributes to the creation of pan-European added value of the project by building a strong and sustainable network of DIHs in the agri-food sector.*

---

Work package 4 will contribute in many ways to achieve the overall SmartAgriHubs objectives. It will support the establishment of DIHs across Europe. It will help DIHs to become self-sustaining entities that support the digital transformation of the European agri-food sector. It will support the development of a pan-European network of DIHs. And it will create effective learning and knowledge exchange mechanisms between DIHs.

Although valuable results have been outlined, the local DIHs face several bottlenecks including:

1. Local DIHs are not able to keep pace with the high speed of technological innovation. They miss the critical mass and competences to link up with state-of-the-art digital expertise.
2. Local DIHs are too often reinventing the wheel and hardly learn from experiences in other European countries and sectors. There is still a very limited transfer of knowledge and expertise across DIHs in Europe. There is a large fragmentation of developments and projects. This is partly inherent to the agricultural sector: every crop, livestock, etc. is often served with specific solutions and different contexts in various regions require customized approaches.
3. There is a misalignment between public and private innovation support. Farmers and practitioners often complain that promising prototypes are developed with public funding, but then it is very difficult to bring them to the market because there is a lack of private investors or that technology providers do not know how to reach them (so-called 'valley of death'). Despite recent successful incubators and accelerators and despite the rise of

alternative finance such as equity crowdfunding and peer-to-peer lending, there is still a very low progress in comparison with other developed countries such as the United States.

For this reason, aiming to properly drive the rest Work Package 4, it is crucial to know what the main needs of the sector are, as well as to detect what the required services are and if the sector has access to them. In addition, it is important to analyse the impact of the implementation of these services to move towards a true digital transformation in farms and to improve the added value of the existing Digital Innovation Hubs.

The frame guiding this assessment is the digital transformation of the agri-food sector and the consequent potential methods of closing the existing gap between the farming community and the IT sector. The needs assessment has been undertaken in close cooperation with the Regional Clusters, existing hubs, Competence Centres and Flagship Innovation Experiments to obtain a detailed picture of the current state of-play and stakeholders of the ecosystem. To this end, we have identified, analysed and assessed the needs of farmers, the farming communities and DIHs in relation to digital transformation and what capabilities are consequently needed in the DIHs services portfolio.

The results obtained in this document provides useful insights for the other tasks included in Work Package 4 since this assessment has helped to identify the main services that the DIHs need to develop or improve for the following tasks within this project: tasks 4.2 "Capacity development for establishing a DIH"; task 4.3 "Capacity building for operating a DIH"; and, task 4.4 "Building networks of DIHs". All of them will focus especially in the weaknesses detected in this analysis.

In addition, there are other work packages within SmartAgriHubs with tasks connected with this document that will take advantage of the obtained results to improve their work, such as the one related to DIH ecosystem building in WP1, those in WP2 in charge of the network expansion by open calls and in WP5 focused on the Competence Centers.

Regarding the document structure, it comprises of four main sections:

- **Introduction**
- **Approach and Methodology**
- **Results**
- **Conclusions and Recommendations**

If the reader is not familiar with the SmartAgriHubs project, please start reading the Project summary and have a look at the list of abbreviations. Section 1 Introduction, provides details concerning this particular task and the digital innovation in the agrifood sector.

Section 2: Approach & methodology covers the four main methodological aspects used in this report: the digital innovation hubs catalogue of services and activities and innovation services maturity model; the process of updating the agrifood-related digital innovation hubs; the methodology used in designing the survey, including content, pilot and translations; the plan followed in distributing the survey; collecting and analysing the data.

Along with the methodology, the reader could look at Annex II: Farmers' Need Survey and III: Digital Innovation Hubs Services surveys that include links and copies for every language used.

Moreover, the reader could check the resources provided to the Regional Cluster to comply with the General Data Protection Regulation in Annex IV: GDPR consent. Some messages to reach a high number of representation actors in the sectors, examples of emails to help obtaining finalised surveys in each region can also be found in Annex V: Email to DIHs. Annex VI: Example email to reach partners, contains a copy of the emails sent to DIHs regarding the data collection plan.

Section 3: Results include analysis and discussion organized around ten main topics: Survey distribution and data collection results, including participation, regional distribution and additional information coming from the responses, DIHs ecosystem characterization, DIHs and farmers' digitalisation needs, DIHs innovation services portfolio vs expectations and availability for farmers, tools used and required to deliver innovation services by DIHs, definition of "Digital" for farmers and DIHs, Cloud services, Digital services, SWOT analysis and innovation capacity and entrepreneurial mindset. More detailed results tables are included as Annex I: Additional tables.

Conclusions and recommendations (see Chapter 4) are structured around five main clusters: the DIHs role in digital innovation, discussing their ecosystem and position about digitalisation needs, the vision of "digital", digital innovation and cloud services; how production is still in the foundation roots of European farmers, and this also reflects the approach to the digital transformation of the ecosystem; the different farmers and different needs about innovation services in the agrifood ecosystem, and how to address and manage diversity in terms of sectors and economic size; an actionable guide for innovation services, to help DIHs avoid bias when evaluating their portfolio of services from the farmer and farming ecosystem point of view; and a methodological reflection on the whole process of survey design and data collection, quite special considering the scope and target.



## 2. APPROACH & METHODOLOGY

The frame guiding the assessment is the digital transformation of the agri-food sector and the consequent promising ways of closing the existing gap between the farming community and the IT sector. To this end, there are different works we have carried out in order to identify, analyse and assess the needs of DIHs, farmers and the farming ecosystem in relation to digital transformation.

The methodology was based on the following main aspects:

1. Digital Innovation Hubs actions previously developed that support this Needs Assessment such as the Catalogue of Services and other state of art activities.
2. Updated catalogue of active Digital Innovation Hubs.
3. Surveys designed to collect information about Digital Innovation Hubs Services and Farmers' Needs. The surveys were translated into seven languages in order to improve the rate of responses and enhance respondents.
4. Plan to distribute the surveys and data collection.
5. Preparation of the survey responses in order to be analysed.
6. Analysis of the resulting data.

In the next chapters, more detailed information is presented.

### 2.1 DIGITAL INNOVATION HUBS

The European Commission in their working group 1 report "*Digital Innovation Hubs: Mainstreaming Digital Innovation Across All Sectors*"<sup>4</sup> define a **Digital Innovation Hub (DIH)** as a support facility that helps companies to become more competitive by improving their business/production processes as well as products and services by means of digital technology. DIHs act as a one-stop-shop, serving companies within their local region and beyond to digitalise their business. They help customers address their challenges in a business focused way and with a common service model, offering services that would not be readily accessible elsewhere. The services available through a DIH enable any business to access the latest knowledge, expertise and technology for testing and experimenting with digital innovations relevant to its products, processes or business models. DIHs also provide connections with investors, facilitate access to financing for digital transformations, help connect users and suppliers of digital innovations across the value chain, and foster synergies between digital and other key enabling technologies (such as biotech, advanced materials, etc.).

WP4 will ensure that all DIHs have the capacity to develop and deliver an adequate portfolio of relevant and applicable innovation services for end-users such as farmers, advisors, SMEs and start-ups in the scope of a portfolio of supported Innovation Experiments.

---

<sup>4</sup> <https://ec.europa.eu/futurium/en/content/report-wg1-digital-innovation-hubs-mainstreaming-digital-innovation-across-all-sectors-final>

	Service	Activities
Ecosystem	Community building	Scouting, brokerage, awareness creation, dissemination, ecosystem building
	Strategy development	Market intelligence, market assessments, roadmapping
	Ecosystem learning	Workshops, seminars to share knowledge and experience
	Project development	Identification of opportunities, creating consortia, development of proposals
	Lobbying	Representing interests during meetings & conferences, organizing (country) visits
Technology	Strategic RDI	Joint, pre-competitive R&D
	Contract research	Specific R&D, technology concept development, proof of concept
	Technical support on scale-up	Concept validation, prototyping, small series production
	Provision of technology infrastructure	Renting equipment, low rate commercial production, offering platform technology infrastructure
	Testing and validation	Certification, product demonstration, product qualification
Business	Incubator/accelerator support	Voice of customer, market assessment, business development, consortia building, offering location
	Access to finance	Financial engineering, connection to funding sources, investment plans
	Skills and education	Courses, workshops, offering technological infrastructure for educational purposes

Figure 1 - Categorized services and activities of a Digital Innovation Hub (source: I4MS initiative)

Within the project, a maturity model for DIHs is being developed. It generally identifies 5 distinct levels of maturity for a service.

WP4 aims to advance most DIHs from low to intermediate levels, using the experience of other DIHs in the network, specifically most advanced ones and also knowledge available from the RIS3 community. The higher levels are not expected to be achieved during the project but they can hereafter. The Innovation Services Maturity Model (ISMM) helps DIHs to identify areas of attention and it allows the community of DIHs to structure and share knowledge more efficiently. Tools will be made available through the SmartAgriHubs Innovation Portal. The list of capabilities is open to new ones if desired by the community. Hence, advancing maturity of services is not an individual Hub's objective, but a European matter.

All the information coming from these actions have been taken into account together with what is detailed in the following section to design the surveys.

## 2.2 DIGITAL INNOVATION HUBS CATALOGUE WITHIN THE SAH PROJECT

In order to distribute the surveys among the SmartAgriHubs DIHs network, the first step needed was to know the exact number of Digital Innovation Hubs per Regional Cluster, who they are, legal status, services offered, etc. For that reason, preliminary actions took place in order to verify that the information base provided during the proposal phase was correct, as well as to collect other relevant information or update the possible changes in the different Regional Clusters.

Thus, an excel file with the DIHs involved in each RC, their characterization and services portfolio was circulated. This first DIH Catalogue with the most updated information is included in the SAH SharePoint and will be available in the Innovation Portal.

In summary, the evolution in the amount of Digital Innovations Hubs belonging to each Regional Cluster is shown in this table.

Table 1 - Number of Digital Innovation Hubs per Regional Cluster included in the SAH Catalogue

Regional Clusters	Nº DIHs at the proposal stage	Nº DIHs at June 2019
North West Europe	37	40
Italy & Malta	15	21
Central Europe	10	10
British Isles	14	12
Scandinavia	4	4
Iberia	19	21
South East Europe	17	18
France	15	15
North East Europe	10	10

## 2.3 SURVEY DESIGN

This step focuses on discovering gaps between farmer needs in terms of digital transformation and innovation and the services provided by Digital Innovation Hubs. To that end two surveys were designed: one addressed to farmers and another one to DIHs

This section covers each survey design to collect primary information from farmers, their supporting ecosystem and DIHs.

---

The surveys have been carefully designed to detect gaps between farmer needs in terms of digital transformation and innovation, and the services provided by Digital Innovation Hubs.

---

The surveys were designed to obtain the following outcomes:

- An analysis of the differences between the ranked needs of farmers and DIHs.
- An analysis of the significance of the differences between the services to be provided and the digital maturity level in the DIHs.
- An analysis of the different DIHs services and their availability compared to farmers' expectations.
- An analysis of the gaps between innovation services at the DIHs and corresponding expectations from farmers.
- An inventory of the different tools used and required to deliver services by the DIHs.
- An analysis of the digital transformation and innovation areas awareness by the different participants of the surveys, including an analysis of the entrepreneurial mindset.
- A SWOT analysis of the ecosystem.

FARMERS SURVEYS		DIHs SURVEYS	
Questions Number			Questions Number
1-13	General information	General information	1-9
14	Ranked needs	SWOT	10-14
15-16	Service Availability & Expectation	Ranked needs	15
17	Entrepreneurial & innovation mindset	Services to Provide & Current Maturity	16-17
18	Digital transformation areas of interest	Tools used and required to deliver the services	18-19
19-20	SWOT	Digital transformation areas of interest	20
		Cloud Services Used	21-22
		Digital services applications areas of interest	23


SURVEY OUTCOMES
SWOT Analysis of the ecosystem
Analysis of the differences between ranked needs of farmers and DIHs
Differences between needs & maturity for the DIH,, and comparison with farmers' expectations
Inventory of the different tools used and required to deliver services by the DIHs
Analysis of the digital transformation and innovation areas awareness by the different participants of the surveys, including an analysis entrepreneurial mindset.

Figure 2 - Survey outcomes for farmers and Digital Innovation Hub surveys

## Content Structure for The Digital Innovation Hubs Services Survey

The Digital Innovation Hubs Services survey is structured in eight sections: welcome, introduction, community, vision, DIH services, delivering services, digital capabilities and contact information.

Table 2 - Content structure for the Digital Innovation Hubs Survey

DIHs Survey sections	Brief description
 <p><b>Welcome</b></p>	<p>Show the framework and objective of this activity.</p>
<p><b>Introduction</b></p>	<p>Questions related to the basic information about the DIHs and the role of the respondents.</p>
<p><b>Community</b></p>	<p>This section deals with community building aspects.</p>
<p><b>Vision</b></p>	<p>Questions related with the vision for the future for each DIH.</p>
<p><b>DIH services</b></p>	<p>This section is focused on the digitalisation of farming, and includes topics of interest regarding digitalisation and services that are being delivered as a DIH.</p>
<p><b>Delivering services</b></p>	<p>Questions included in this section refer to the tools currently used to deliver services and tools needed by the DIHs.</p>
<p><b>Digital Capabilities</b></p>	<p>This section intends to collect the DIHs thoughts on digitalisation, such as how farmers use technology and how the DIHs provide services to them.</p>
<p><b>Contact Information</b></p>	<p>More detailed information regarding the participant's role in this survey and a black box to include any other comments, questions or concerns.</p>

- The first section introduces the survey and the project to the respondent.
- The second section gathers basic data about the DIH, including name, main sector, regional cluster, location, date of establishment for the DIH, a question about the innovation focus of the DIH and the role of the respondent in the DIH. This section aims to discover what type of ecosystem we are analysing as well as to develop the geographical clustering and a comparison of the level of services versus the time they are running and/or operational.
- The Community section deals with the network of the DIH. Questions about connections with other partners, events organised and other actions in order to build a community are included here.
- The Vision section is oriented to get relevant information to perform a basic SWOT analysis and to discover any trends or recurring topic, if any.
- In the DIH services section, there are three questions: specific farmers and farming ecosystem needs related to digitalisation where the DIH wants to supply services, the importance the DIH ascribe to every service identified as relevant in the categorised services and activities of a digital innovation hub, and the services they are already implementing. The last two questions are needed to build a DIH Maturity Index.
- The Delivering services section aims to check what services are they using and which ones do they need.
- The Digital Capabilities Section gathers data to measure the level of digital transformation of the DIH.

Given the different ways of approaching digital transformation, it seems necessary to identify whether the DIH and the farming ecosystem are aligned in their digital transformation focus that is in mindset, customer-centric approach, data-based decisions, technology, infrastructure and innovation.

Cloud is the first entry technology to digital transformation, being mandatory to start using big data, IoT or any other exponential technology. Both questions will help to build a Digital Transformation Index.

The last question is about digital services from the DIH and farming ecosystem point of view, in order to check alignments.

In the Contact information section, we collect contact details from the participant.


The whole survey takes approximately 18 minutes to be completed, a duration we consider acceptable for the DIHs, organizations that have a certain level of commitment with the project.

## **Content Structure for The Farmers' Needs in Digital Innovation Survey**

The survey for the farmers and farming ecosystem has been designed with the DIHs survey in mind, therefore there is a certain correlation between the structure and questions of both surveys.

The Farmers survey is structured in eight sections: welcome, introduction, farm structure, support ecosystem, access to digital innovation services, digital capabilities, vision and future and contact information.

Table 3 - Content structure for the Farmers' needs in digital innovation Survey

<b>Farmers Survey sections</b>  	<b>Brief description</b>
<b>Welcome</b>	Show the framework and objective of this activity.
<b>Introduction</b>	Questions related with the basic information and the general position in the farming sector of the respondents.
<b>Farm structure</b>	In case of farmers, landlord or workers in a farming company, it is shown this section in order to have an idea about the dimensions of the farm.
<b>Support ecosystem</b>	This section is accessible for other stakeholders related to the farming community. It is focused on knowing the main related sector and some characterisation of the farms around the agri-cooperative, service or product provider, or farmers' association, organisation or institution.
<b>Access to digital innovation services</b>	Questions related to the digitalisation of farming: with this part of the questionnaire it is possible to know the main topics of interest regarding digitalisation for farmers and the access to specific available services.
<b>Digital Capabilities</b>	This section intends to collect the farmers and farming community's thoughts on digitalisation, and how they use technology.
<b>Vision and Future</b>	Questions related to the vision for the future for farmers and the farming community.
<b>Contact Information</b>	More detailed information regarding the role of the participants of this survey and a black box to include any other comments, questions or concerns.

- The first section introduces the survey and the project to the respondent.
- The second section gathers basic data about the respondent, including location, main sector, position in the industry, age, Regional Cluster and Digital Innovation Hub or organisation provider of the survey. We tested in the pilot that the last two questions answers are usually unknown for a majority of respondents, so we used open-ended questions that need further work to get some valid data.
- The Farm structure section is only accessible to those respondents whose position in the industry is dedicated or part-time farmer, landlord or worker in a farming company. It is related to the size of the agribusiness.
- The Support ecosystem section is accessible for other stakeholders related to the farming community. It is focused on knowing the main related sector and some characterisation of the farms around the agri-cooperative, service or product provider, or farmers' association, organisation or institution.
- In the Access to digital services section, there are three questions related to the DIH services section in the DIH services survey: specific farmers and farming ecosystem needs related to digitalisation where the DIH wants to supply services, the importance farmers ascribe to every service thought to foster digital innovation for their business, and the services available for them. There is also a last question designed to build an entrepreneurial and innovative mindset index for the farmer or farmer ecosystem respondent.
- The Digital Capabilities Section gathers data to measure the level of digital transformation of the farmer or farming ecosystem respondent. As in the DIH services survey, due to the wide range of the digital transformation approach, it seems necessary to identify whether the DIH and the farming ecosystem are aligned in their digital transformation focus, that is in mindset, customer-centric approach, data-based decisions, technology, infrastructure and innovation.
- The Vision and future section are oriented to get relevant information to perform a basic SWOT analysis and to discover any trends or recurring topic, if any.
- In the Contact information section, we collect contact details from the participant.

The whole survey takes approximately 14 minutes to be completed.

## Sample

There are two types of subjects analysed in this survey: Digital Innovation Hubs and farmers and farming ecosystem.

Sampling for the DIHs is not relevant as we have full coverage with the survey.

Regarding farmers' survey, non - probability techniques as *quota* and *snowball* were used to select subjects for the sample in this analysis.

The sample included the whole farming ecosystem, including farmers, both full-time and part-time, landlords, workers in farming companies, but also services and products external providers, Agri-cooperative representatives, farmers associations and agriculture institutions.

We asked for 19 representative farmers' needs surveys to be completed from every DIH and one DIH survey per DIH. Then, taking into account that there were 140 DIH in the project proposal, 140 DIHs surveys and more than 2,000 farmer surveys were expected.



## Type of Questions

We include four types of questions in the surveys:

- *Likert-type scales*, where respondents are asked whether they agree or disagree with a statement.
- *Multiple-choice questions*, where respondents are asked to choose out of two or more answers.
- *Open-ended questions*, where respondents are asked to supply their own answer.
- *Closed-ended questions* where respondents are asked to answer with a free text.

This diversity of type of questions allows the farmers, farming ecosystem and DIHs to see different perspectives of their needs and to make some reflections about the digitalisation of the sector.

## Pilot

A first version of both surveys was launched prior to the definitive deployment in order to test usability and content. The testers were selected by all WP4 members amongst experts in different locations and typology within the agrotech sector to ensure a good representation of the whole consortium of this project.

This process took two weeks and conclusions were incorporated in the final version of the surveys.

The main outcomes from the pilot were: i) the need to adapt the technological vocabulary to the farmers and farming sector "language" to fully identify their needs, ii) the requirement to translate the farmers' need survey to maximize the number of surveys coming from non-English speaking countries and iii) the need to correctly discriminate between technologies and needs in order to avoid duplication or different criteria between the work packages responsibilities within the project.

## Translation

The Farmers' Needs Survey was then translated into Spanish, German, French, Italian, Polish, Portuguese, Romanian, Greek and Serbian, as a consequence of the pilot phase. Surveys were only translated into the languages Regional Clusters and DIHs asked for as interactions with farmers were up to DIHs.

The translation process involved members from WP4 and Regional Clusters with technical and field agri-food knowledge and fluent in both English and the translation language.

An analysis of the impact of the translations in the number of survey respondents is included as part of the results.

Beyond time and dedication, the translation itself did not affect the data reliability. Most type of questions are not affected at all and, for open-ended questions, they just had to be translated, categorized and labelled in order to do all the data analysis and mining.

## GDPR Compliance

In order to comply with GDPR during the whole data collection process the following actions were carried out:

- a previous GDPR consent (see Annex III) was sent to each DIHs belonging to the Regional Clusters of the project.
- a 3rd-party tool compliant with GDPR was used to collect data from both DIHs and farming ecosystem.

## 2.4 DATA COLLECTION PLAN

The surveys were developed, distributed and pre-processed with a 3rd-party tool called SurveyMonkey, allowing multi-language, customized links, web embedding, and manual data entry. As surveys are meant to be completed online, results were immediately available to the partner responsible for this task, not requiring the survey teams to take any further action.

### Digital Innovation Hubs Services Survey

The survey for the Digital Innovation Hub was meant to be filled by the executive responsible for the DIH, the highest-ranking person ultimately responsible for managerial decisions.

The survey was available online in different languages:

English: [https://es.surveymonkey.com/r/smartagrihubs\\_DIHs](https://es.surveymonkey.com/r/smartagrihubs_DIHs)

Spanish: [https://es.surveymonkey.com/r/smartagrihubs\\_DIHs?lang=es](https://es.surveymonkey.com/r/smartagrihubs_DIHs?lang=es)

Greek: [https://es.surveymonkey.com/r/smartagrihubs\\_DIHs?lang=el](https://es.surveymonkey.com/r/smartagrihubs_DIHs?lang=el)

Serbian: [https://es.surveymonkey.com/r/smartagrihubs\\_DIHs?lang=sr](https://es.surveymonkey.com/r/smartagrihubs_DIHs?lang=sr)

### Farmers Needs Survey

The second survey was meant to be filled by farmers or landlords (no matter their commitment to farming) and the support ecosystem (meaning agri-cooperatives, service and product providers, farmers' associations, organizations and institutions).

The interaction and communication with farmers and the farming ecosystem was up to each DIH, then, every DIH was compelled to get a minimum of 19 surveys completed with this distribution:

- 13 surveys at least filled by farmers, either full-time, part-time or landlords, including surveys with farm sizes and sectors that represents their region
- 2 surveys at least filled by a worker in a farming company
- 2 surveys at least filled by service or product external providers
- 2 surveys at least filled by agri-cooperatives, farmers association, or agriculture institution

DIHs were strongly recommended to ask for help within their ecosystem, specifically key partners with a day to day relationship with farmers, specifically agri-cooperatives, but also associations and institutions (see Survey distribution and Annex V).

The survey was available online in different languages:

English: [https://www.surveymonkey.com/r/smartagrihubs\\_farmers](https://www.surveymonkey.com/r/smartagrihubs_farmers)

German: [https://es.surveymonkey.com/r/smartagrihubs\\_farmers?lang=de](https://es.surveymonkey.com/r/smartagrihubs_farmers?lang=de)

Spanish: [https://es.surveymonkey.com/r/smartagrihubs\\_farmers?lang=es](https://es.surveymonkey.com/r/smartagrihubs_farmers?lang=es)

French: [https://es.surveymonkey.com/r/smartagrihubs\\_farmers?lang=fr](https://es.surveymonkey.com/r/smartagrihubs_farmers?lang=fr)

Greek: [https://es.surveymonkey.com/r/smartagrihubs\\_farmers?lang=el](https://es.surveymonkey.com/r/smartagrihubs_farmers?lang=el)

Italian: [https://es.surveymonkey.com/r/smartagrihubs\\_farmers?lang=it](https://es.surveymonkey.com/r/smartagrihubs_farmers?lang=it)

Polish: [https://es.surveymonkey.com/r/smartagrihubs\\_farmers?lang=pl](https://es.surveymonkey.com/r/smartagrihubs_farmers?lang=pl)

Serbian: [https://es.surveymonkey.com/r/smartagrihubs\\_farmers?lang=sr](https://es.surveymonkey.com/r/smartagrihubs_farmers?lang=sr)

### Distribution Means

The main channel of distribution was Regional Clusters and Digital Innovation Hubs, according to data included in the project, but also agri-cooperatives and farmers' associations. WP4 contacted Regional Clusters, leaders and co-leaders, with:

- Instructions for DIHs in order to:
  - Be able to fill in the DIH survey.
  - Be able to reach their farmers and farming ecosystem, distribute the farmers' survey and provide instructions on how to fill in the farmers' survey.
- An e-mail example to be sent to DIHs with the content mentioned above and the link to the DIH survey.
- An e-mail example to be sent by DIHs to their farmers and farming ecosystem and the link to the farmers' survey in English and to the suitable translated survey (if that was the case).
- An updated list of the DIHs within the RC in order to contact them. In order to provide this, and as it was mentioned at the beginning of this section of methodology, an update on the Digital Innovation Hubs Catalogue of the project was necessary.
- A GDPR consent document from the partner in charge of this task (CAPDER) for each DIH to fill it and send it back.

## Follow Up and Feedback

A two-week period was initially planned for the collection of answers. However, many Regional Clusters and DIHs decided during that period that translation into their languages was needed in order to reach their farmers. Because of that, that deadline was extended two weeks more.

There were sent tailor-made communications with updated reports on the number of surveys collected to every Regional Cluster during the data collection phase to increase the engagement of stakeholders.

In addition to the tailor-made e-mails, communication tools were suggested to Regional Clusters and DIHs to disseminate the surveys and reach a higher number of respondents to ensure the representativeness of the results. These tools were the following:

- WhatsApp's: sending landing messages with a link embedded to Whatsapp groups and contacts.
- Websites: embedded links in different websites managed by the organisation and their partners.
- Social media: publishing landing messages with a link embedded in the different social media accounts (Twitter, LinkedIn, Instagram, Facebook, etc.) managed by the organisations or their partners, such as the SmatrAgriHubs Project and Regional Cluster's twitter accounts.

## 2.5 DATA PREPARATION AND ANALYSIS

After data collection, data was pre-processed and prepared to ensure consistency and readiness for the ulterior analysis. This operation included: discarding incomplete and inadequate responses according to a criteria we needed to set up; and correcting minor data on responses to ensure integrity and representativeness. A detailed description of data preparation is included in section 3.

As for the analysis, there were different type of questions that needed a different treatment in order to be analysed. This is the methodology used for each type:

- Regarding likert-type scales, where respondents were asked whether they agree or disagree with a statement, each option is given a score which can be used to analyse

results quantitatively, calculating mean and variance and comparing them amongst segments in the sample.

- Concerning multiple-choice questions, where respondents were asked to choose out of two or more answers, results could be analysed quantitatively, showing a ranking of most chosen questions and comparing segments.
- With Open-ended questions, where respondents were asked to supply their own answer, results have been processed identifying main response categories, then addressing every response to one or more categories and getting a ranking of most addressed categories.
- In the case of closed-ended questions, respondents were asked to give data to be analysed, normalized and processed at a later stage.

## 3. RESULTS

The main results obtained from this processed information are included throughout this chapter in 11 sections.

In section **3.1 Survey Distribution and Data Collection**, the data preparation process, an overview of participation figures, the regional distribution and additional information coming from the DIHs and farmers' responses are presented. Regarding DIHs responses, overall participation, distribution of surveys per regional cluster, sectors served by the DIHs and DIHs survey respondent role are analysed. Regarding farmers survey, participation, the regional cluster of origin, sectors, position in the industry, age, the language of completion of the survey, DIHs assignation, farm structure and farmers ecosystem characterisation are also included.

In section **3.2 Digital Innovation Hubs Ecosystem**, results about the connections of the DIHs with other entities in their ecosystem are analysed.

In section **3.3 Digital Innovation Hubs and Farmers' Digitalisation Needs** results regarding the questions about most perceived digital needs and the perceived importance of some digital services are presented.

In section **3.4 DIHs Innovation Services Portfolio Versus Expectations and Availability for Farmers.**, innovation services importance and availability for both farmers and DIHs are analysed.

In section **3.5 Tools Used and Required to Deliver Innovation Services by DIHs** , results regarding tools coming from the DIHs survey are analysed.

In section **3.6 Definition of "Digital" For Farmers and DIHs** the vision of what "digital" means for both farmers and DIHs is presented.

Section **3.7 Cloud Services** includes the analyse of the usage and importance of cloud services by farmers as perceived by DIHs.

The **3.8 Digital Services** section shows results about DIHs evaluating the most important digital services application areas and if they are assessing farmers' needs in these areas.

In section **3.9 SWOT Analysis**, results coming from the farmers SWOT analysis are presented.

In section **3.10 Innovation Capacity And Entrepreneurial Mindset**, the index reflecting the innovation capacity and entrepreneurial mindset (InnovaIndex) is analysed.

Lastly, the section **3.11 Flagship innovation experiments** deals with the analysis in terms of digitalisation needs and innovation services that has been elaborated for the FIEs involved in this SAH project.

### 3.1 SURVEY DISTRIBUTION AND DATA COLLECTION

In the frame of this task 4.1 Needs Assessment, two surveys, one for Digital Innovation Hubs and other for farmers and farming community – as explained in previous section 2 methodology – were launched to the Regional Clusters involved in this project for a period of 4 weeks.

In this section we will cover the process of data preparation to obtain data ready to be analysed, the overall participation, and the characterization of the surveys analysed coming from DIHs and farmers.

## Data Preparation

After the data collection phase that started on 8/3/2019 and lasted until 5/4/2019, data was prepared for the analysis according to the following:

- i) Surveys that completed until question 18 for farmers' survey and question 19 for DIHs survey were considered as valid and used for analysis. Also surveys that only lacked answers to the open-ended question about vision were included in the analysis.
- ii) Responses were considered "inadequate" when data were a consequence of testing the survey platform, incoherent, inconsistent or duplicated (easily identifiable as answers were "ajaja", "dbsw", etc.).
- iii) Farmers' responses where the Regional Cluster was obviously not related to the city and country of the respondent were corrected to have a representative Regional Cluster based analysis. Some respondents from the Iberia Regional Cluster marked, for instance, South-East Europe Regional Cluster. 47 farmers' responses showed an incorrect correlation between city, country and regional cluster.
- iv) Answers to Open-ended questions in languages not natively spoken by the survey team were automatically translated with Google services to extract meaning.

A total number of 817 farmer's and 112 DIHs responses were collected. However, after going through the process mentioned before (i) and (ii), as it is shown in the table 4, the resulting number of surveys selected for further analysis is 570 farmers' needs surveys and 79 DIHs services surveys. Therefore, finally, 649 complete and consistent surveys have been obtained for their subsequent treatment.

*Table 4 - Number of surveys discarded in each data preparation phase*

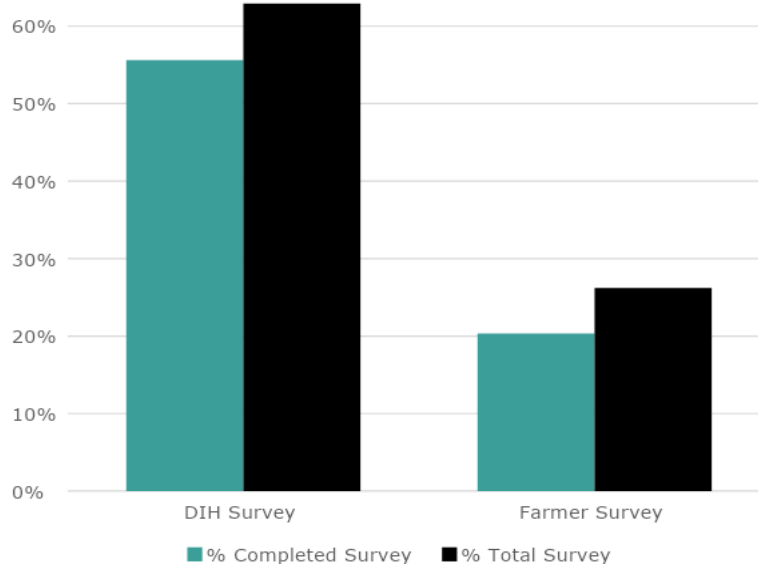
Data preparation phases	Number of surveys		
	Farmers	DIHs	Total
Initially received	817	112	929
Incomplete surveys (i)	216	24	240
Surveys after phase (i)	601	88	689
Inadequate surveys (ii)	31	9	40
Surveys valid for the analysis	570	79	649

## Participation Overview

In terms of participation, the first remarkable thing is the level of participation in general in both surveys. The total amount of surveys reaches almost 1000. Out of which tests/fake attempts and those surveys considered as incomplete were rejected according to the previous mentioned data preparation procedure.

The global participation rate was calculated making the comparison of the number of complete surveys with the sample established per DIH and per farmers. Thus, each Regional Cluster should reach 1 DIH survey per each DIH involved in their region. In the case of the farmer surveys, the goal number of completed surveys was 19 per each DIH belonging to each RC, with the following strongly suggested distribution:

- 13 from farmers.
- 2 from cooperatives, organizations and organisations.
- 2 from external/services providers.
- 2 from workers in farming company.



*Figure 3 - Global participation*

As can be seen in the graph above (Figure 3), DIHs participation rate has been really high overpassing 60%.

In the case of farmers, participation rate has been significantly lower but considering that our target was really ambitious and the problems Regional Clusters and DIHs have encountered during these 4 weeks, almost reaching the 30% is clearly a success.

---

*DIHs participation rate has been really high overpassing 60%*

*In the case of farmers, participation rate has been significantly lower but considering that our target was really ambitious almost reaching the 30% is clearly a success.*

---

**For Farmers**, we requested to collect a minimum of 19 surveys from each DIH or Regional Cluster. To have a representative sample, we requested that at least 12 of them came from Producers and at least 6 of them came from the Ecosystem, leaving them some margin to include surveys from Producers or Ecosystems, as they were able to collect, from those minimum figures and up. **The proportion of responses was close to 74% Producers 25% Ecosystem Surveys, with no differences across Regional Clusters.**

It is important to mention in this report the main problems, worries and concerns that Regional Clusters have experienced during this period:

- Digital Innovation Hubs, in SmartAgriHubs, are meant to serve the farming ecosystem and their customers but the results of the survey participation show that there is a lack of connection between many DIHs and their farming sector. This is probably because these DIHs are mainly driven by technology providers.

Digital Innovation Hubs are key to consolidate, activate and extend the current ecosystem, then improving these connections should be one of the main challenges of this project. Then, it would be important to increase awareness within the farming sector regarding the possibilities the DIHs are able to offer. To this end, extra attempts should be made to connect farmers to the DIHs concerned within this project. As for example; Regional Clusters could organise workshops to bring together DIHs and the farming sector.

Also, DIHs are recommended to develop community-based customer-centric strategies, with clear objectives and key results, real time monitoring and co-creation and knowledge-sharing sessions both within local ecosystems and Regional Clusters at European level.

- There is a lack of interest or response from some DIHs included during the proposal phase of the project. This is something that has happened in the majority of Regional Clusters, then, this is a big issue to debate in the heart of the project. Why these DIHs are not participating in the project (maybe because they are no longer interested, maybe because they are not real DIHs, maybe because they are immature DIHs and their level of involvement cannot be higher), what to do with them and what we could do to engage them again or if we ever should do so.

It can be concluded that there are still farmers very unaware of their DIH and the possibilities they offer.

## DIHs

In addition to participation this chapter outlines the main aggregated data by Regional Cluster for that complete surveys and their characterisation.

The number of surveys aggregated by RC has been analysed to show the ecosystem reached in terms of distribution and characterization.

## PARTICIPATION

Focusing on the number of DIHs, exclusively, there were 112 records, out of which 79 can be considered valid. The rest were fake or incomplete surveys.

You can see below the graphic of DIH participation per Regional Cluster (Figure 4). It is important to highlight a really low participation rate in two Regional Clusters: Central Europe and South East Europe, compared to the average participation rate achieved in the rest.

On the other hand, the graphic shows a strange result for Scandinavia, since it is more than 100%. That is because one of their DIHs filled in the survey 3 times but by different roles inside the same DIH. We have maintained the 3 registers as it could show interesting insights.



Figure 4 - DIHs participation per Regional Cluster



## DISTRIBUTION OF SURVEYS PER REGIONAL CLUSTER

When looking at the geographical distribution of DIHs (Figure 5 - Distribution of surveys per regional cluster) that had completed the surveys, there was a predominance of DIHs belonging to the RC North-West Europe and Iberia.

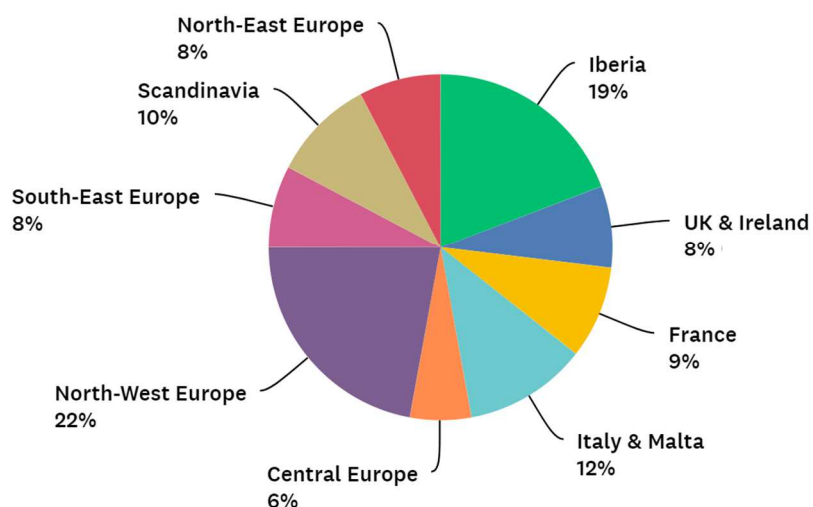


Figure 5 - Distribution of surveys per regional cluster

DIHs that participated in the survey are based mostly in North-West Europe (18), Iberia (15) and Italy & Malta (10). The Regional Clusters with the least representation are Central Europe (4), South-East Europe (4) and UK & Ireland (6).

Table 5 - Number of participating DIHs per Regional Cluster

REGIONAL CLUSTER	Number
Central Europe	4
France	7
Iberia	15
Italy & Malta	10
North-East Europe	8
North-West Europe	18
Scandinavia	7
South-East Europe	4
UK & Ireland	6
Grand Total	79

---

*DIHs that participated in the survey are based mostly in North-West Europe, Iberia and Italy & Malta.*

---

## SECTORS

Almost all the main sectors related to agriculture and food have been featured in this analysis. Nevertheless, the majority of DIHs provide services to the arable farming sector.

DIHs consulted indicated the following main sectors served: Arable farming (46), Dairy (35) and Fruits (33). The least sectors served are Agroforestry Ecosystems (5), Olive trees (13) and Poultry (22).

Table 6 - Sectors where DIHs provide services

Sector	Number of surveys	Percentage
Arable farming	46	16.79%
Fruits	33	12.04%
Poultry	22	8.03%
Greenhouses	25	9.12%
Dairy	35	12.77%
Vegetables	31	11.31%
Piggery	22	8.03%
Organic	20	7.30%
Olive trees	13	4.74%
Animal husbandry (ie. cattle, sheep, goat)	22	8.03%
Agroforestry ecosystems, like dehesa.	5	1.82%
Total	274	100.00%

## DIHS SURVEY RESPONDENT ROLE

In relation to the role of the respondents that have completed the DIHs surveys (Table 7), the most surveys have been filled in by DIH managers (almost 55%).

Indeed, some of the respondents that marked the "other category" option also perform manager positions or similar though they have used different expressions.

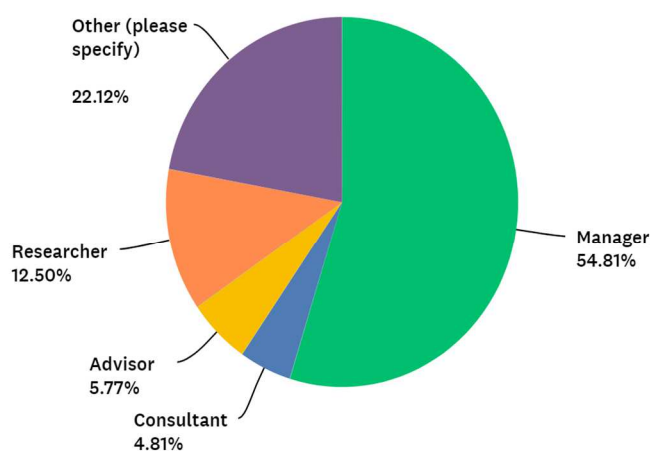


Figure 6 - Distribution of surveys per role in the DIH

Respondents representing the DIH self-reported working on the following roles: Manager (53), Researcher (10), Consultant (10) and Advisor (7).

Table 7 - Number of surveys completed according to the role in the DIH

Role	Number of surveys
Manager	53
Researcher	10
Consultant	9
Advisor	7
Total	79

## Farmers

### PARTICIPATION

The bar chart below represents (Figure 7) the real participation in green colour -called total-versus surveys completed and valid for analysis - called completed-. Both percentages, on its turn, have been compared with the target established per each Regional Cluster. This was explained in the previous section - global -.

Let's see the example of Italy & Malta. There are 14 DIHs within this Regional Cluster, then the target concerning farmers was 14 times 19 (14 DIHs and 19 surveys from farming sector and farmers per each DIH), that is 266 surveys. That would be the 100%.

The green bar shows the percentage of farmers that initially filled in the survey against the target. Then, this RC could not reach the 266 surveys foreseen but almost 40% of its target. This percentage includes all surveys from this RC, valid and not valid ones.

Valid ones, in the case of Italy & Malta represent almost 30%, that is the black bar (number of valid surveys against the RC target).



Figure 7 - Farmers participation on the survey per Regional Cluster

The distribution of surveys is quite uneven across Regional Clusters, with Iberia and Italy very significantly standing out.

On the other hand, RC Central-Europe, France, North-East Europe and Scandinavia had less than 20 surveys answered. For that reason, a segmentation by RC in these cases do not have statistical significance.

In relation to the translation of the surveys to different languages, action taken to increase the number of reached stakeholders within the sector, it is important to mention the following results: the number of surveys answered in English represents 16.67% of the total, while the translated surveys represent the rest of the 585. In particular, there are some RCs where there is no survey answered in English (Central Europe, France, Italy & Malta), or these represent a very small percentage (Iberia, 3 of 108, South East Europe, 3 of 26). There are enough indications to think that translating the survey has had a high impact on the number of responses obtained and their representativeness.

## REGIONAL CLUSTER OF ORIGIN

The geographical distribution of the surveys according to the Regional Cluster is shown in the below Figure 8 and Table 8.

Iberia, Italia & Malta and South-East Europe are the Regional Clusters where there were more responses. According to the data collection plan, every DIH was asked to obtain at least 19 completed responses from the farming ecosystem. Scandinavia, Central Europe and France did not reach that minimum.

---

*Iberia, Italia & Malta and South-East Europe are the Regional Clusters where there were more responses from farmers and farming ecosystem.*

---

There is a huge difference between the first region and the second and third ones. And there is still another big gap from 2nd and 3rd position to the following one.

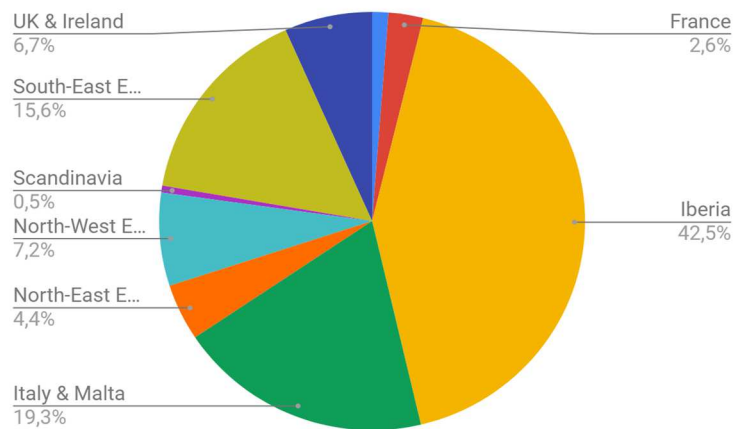


Figure 8 - Distribution of far's surveys per Regional Cluster

Regional Clusters have encountered many difficulties to reach all DIHs and contacted DIHs were not always able to reach farmers or to have surveys filled in. There are some reasons for this last issue to happen which may be the following<sup>5</sup>:

- DIHs were technological DIH, willing to work with the agrifood sector but not know the sector yet.

---

<sup>5</sup> This list of reasons are just conjectures based on the Regional Clusters' feedback

- DIHs may not reach the level of maturity enough to contact the sector.
- Farmers were not willing to participate.
- Farmers were willing to participate but they did not have a translated version of the survey in their mother tongue.

Table 8 - Number of valid farmers's surveys per Regional Cluster

Regional Cluster	Number of surveys
Central Europe	7
France	15
Iberia	242
Italy & Malta	110
North-East Europe	25
North-West Europe	41
Scandinavia	3
South-East Europe	89
UK & Ireland	38
Total	570

## SECTORS

The chart below shows (Figure 9) the main sectors represented by the respondents. Arable farming is the most important one, followed by "Other", composed mainly by vineyard and Olive trees.

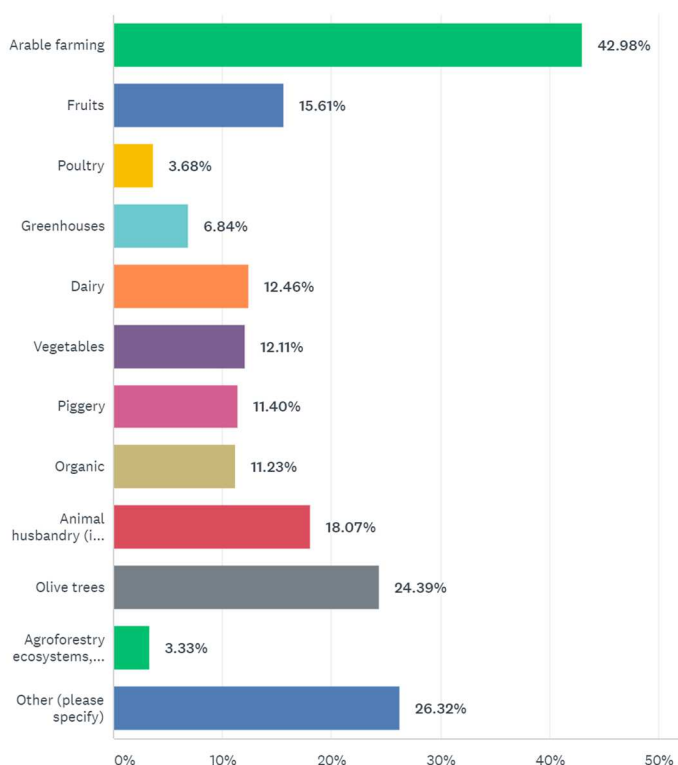


Figure 9 - Main sectors represented by respondents (farmers and farming ecosystem)

These results are quite influenced by the geographical location of respondents, as sectors are not equally represented across Regional Clusters (especially Iberia, Italy&Malta and South-East Europe).

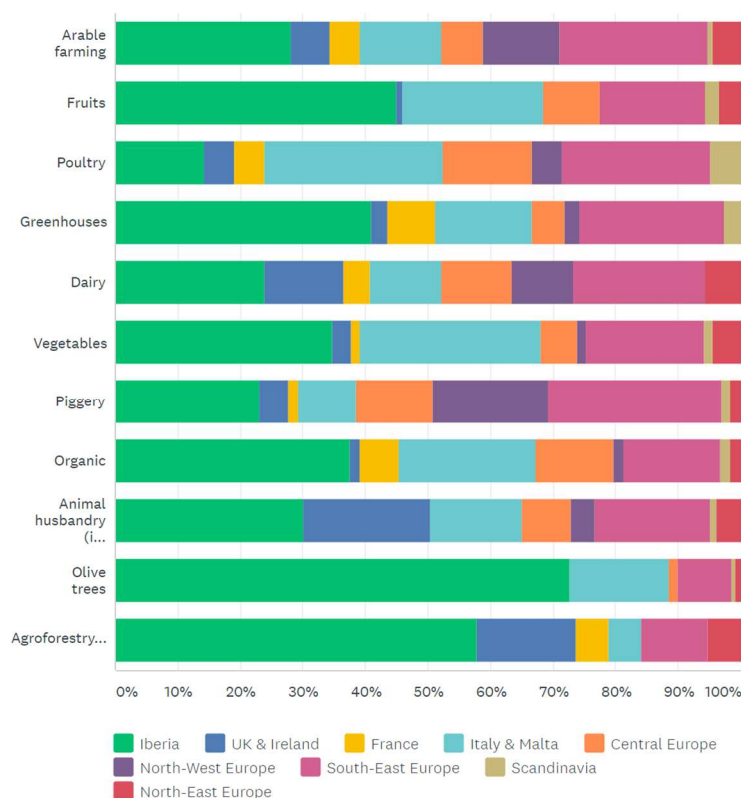


Figure 10 - Distribution of respondents by Regional Cluster within each sector

As we mentioned before, a large number of farmers marked the "Other category" (116) and wrote Vineyard (41). Due to this huge number, we considered creating Vineyard as a category/sector such as Arable farming, etc. during the analysis.

Table 9 - Number of respondents by sector

Sector	Number
Arable farming	199
Fruits	62
Poultry	19
Greenhouses	24
Dairy	49
Vegetables	44
Piggery	55
Organic	42
Animal husbandry (ie. cattle, sheep, goat...)	84
Olive trees	103
Agroforestry ecosystems, like dehesa	15
Vineyard	41
Other (including vineyard)	116

When looking at the number of sectors indicated per respondent, most were dedicated to one sector (255) or two sectors (101), representing a total of 62% of the farmers surveys analysed.

We asked respondents such as cooperatives, agricultural organisations, etc. (farmers ecosystem) to define the sector they serve. The largest proportion reported serving the Arable Farming sector (40), followed by Olive trees (36). The smallest subsets are Poultry (3), Agroforestry ecosystems (4), and Piggery (8). Most respondents indicated they serve just one sector (63), followed by no sector (24) and two sectors (20).

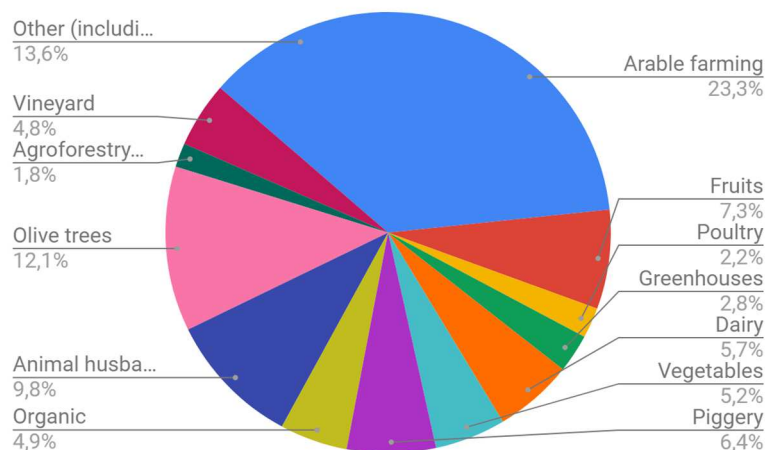


Figure 11 - Distribution of the main sectors represented

## POSITION IN THE INDUSTRY

We considered different typologies of respondents within the farmers' survey and grouped them into two large categories: Producers (435) and Ecosystem (135) (see the table below). The sum of the total of Producers (435) is 75.7%.

Table 10 - Number of surveys according to the typology of respondent

Position (producers)	Number
Dedicated farmer	291
Landlord, not farmer	11
Part-time farmer	82
Work for a farming company	51
Total	435
Position (Ecosystem)	Number
Farmers' agri-cooperative	56
Farmers' association, organization or institution	35
Service/product external provider	44
Total	135
Grand Total	570

As we can see in Figure 12 and Figure 13, the main respondents of the survey were "Farmers full-time dedicates (291) ", representing approximately 50%, followed by Part-time Farmer (82), Workers of Farming Companies (51), and a small subset of Landlords that don't farm (11).

Within the Ecosystem category representing a total of 24.3%, the largest group is that of Farmers Agri-Cooperatives (56), followed by Service/Product External Providers (44) and Farmers Associations (35).

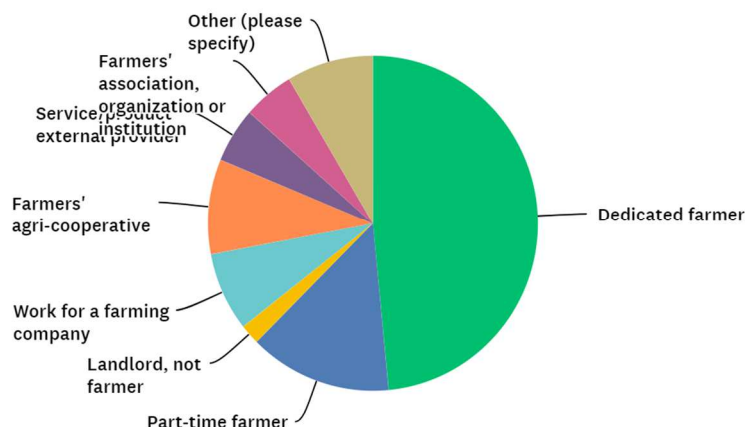


Figure 12 - Farmers position in the industry

## AGE

In the age classification the highest number of answers came from Farmers that are 40-49 years old, very closely followed by the age range 50-64.

As you can see in the figure below (Figure 13), most surveys were completed by farmers aged between 40-49. Although it is to remark the high participation of people aged under 40.

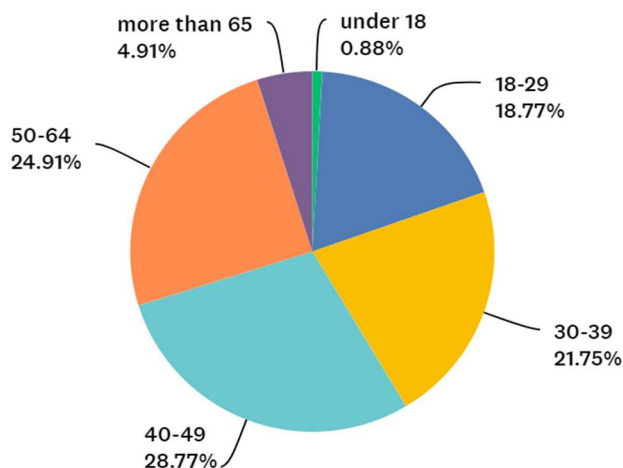


Figure 13 - Age of the farmers

Looking at the data by Regional Cluster it is to be said that several Regional Cluster does not have sufficient representation.

Only data from the following regions could be taken into account: Iberia, Italy & Malta, North - West Europe, South-East Europe and UK & Ireland. The graphic shows (Figure 14) that in UK & Ireland and Italy & Malta the number of young people is higher than in the rest. In the case of Iberia and North-East Europe the number of young people under 30 is very low.



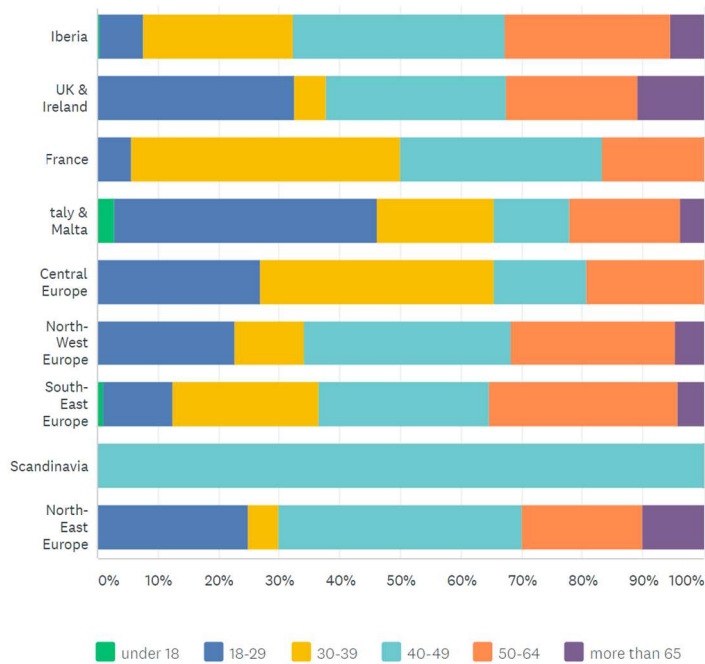


Figure 14 - Distribution of respondents according to their age per Regional Cluster

## LANGUAGE OF COMPLETION

Most surveys (210) were answered in Spanish, followed by Italian (110) and English (92). The least used languages were Dutch (1), Polish (14) and German (23).

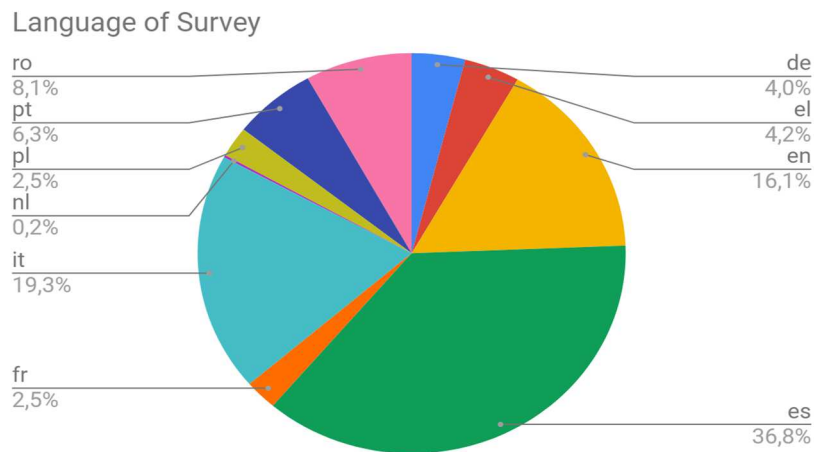


Figure 15 - Languages used by respondents

## DIHS ASSIGNATION

In this section, farmers have been grouped according to the specific question number 6: "What is the name of the organisation or Digital Innovation Hub ("DIH) that has provided you this survey?". With this request we wanted to know if farmers and farming ecosystem support were aware of this information and their perception of belonging to this community. The most numerous groups of farmers are associated to the Andalucía Agrotech DIH (106), followed by Coldiretti (53) and DIHGAS (31).

This association of each respondent with a DIH was not possible for a considerable number of Farmers (70+25) that answered with a name which is not really a DIH or at least it does not belong to the DIH Catalogue of this project. It is important to keep in mind this fact since it reveals the need of promotion for the DIHs.

Table 11 - Number of surveys per entity providers

Entity providers	Number of surveys
<b>Digital Innovation Hub</b>	
Andalucía Agrotech DIH	106
DIHGAS: Digital Innovation Hub for Galician Sector.	31
RIOHUB	22
PSNC	13
ADVID - Associação para o Desenvolvimento da Viticultura Duriense	12
ΕΛΓΟ-ΔΗΜΗΤΡΑ	11
mAgro	11
T4E DIH Extremadura	10
<b>Organisations</b>	
COLDIRETTI	53
UE COOP	24
<b>Other</b>	
Unknown	70
SmartAgriHubs	25
Others (under 10 responses)	182
<b>Total</b>	<b>570</b>

## FARM STRUCTURE

If we analyse the **number of workers by farm**, more than half of the farmers reported being part of companies with 2 to 10 workers (53%), followed by farmers from companies with less than 2 workers (26%). The smallest group of farmers (21%) reported working in companies with more than 10 workers.

Table 12 - Number of surveys according to the farm category

Farm category	Percentage	Number of answers
1- Less than 2 people	25.98%	113
2- Between 2 and 10 people	52.87%	230
3- More than 10 people	21.15%	92
Total	100.00%	435

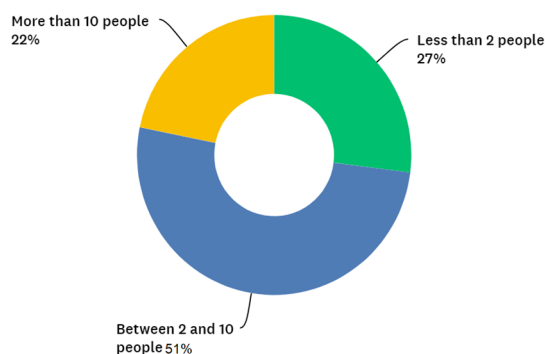


Figure 16 - Distribution amongst farm categories

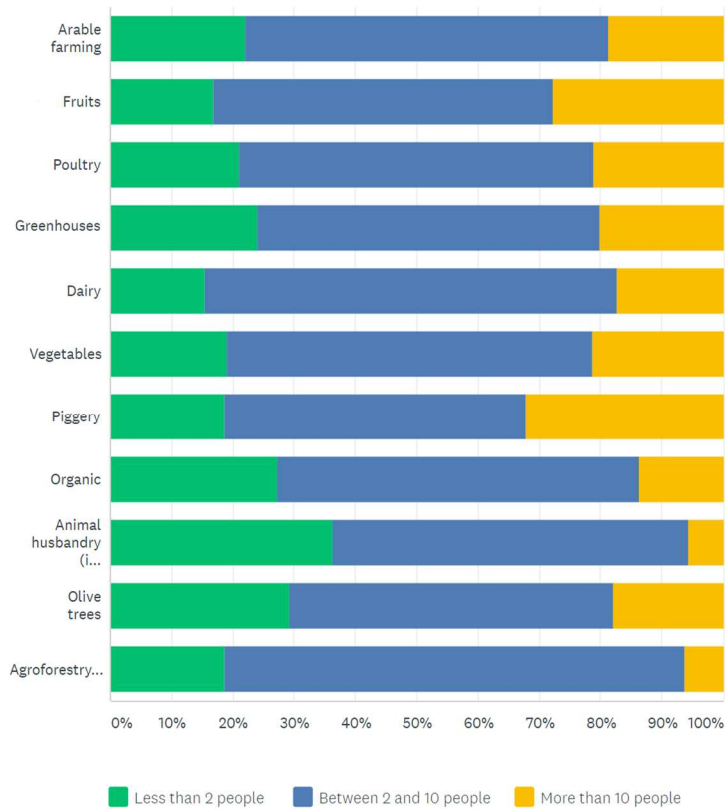


Figure 17 - Distribution of farm categories according to the sector

In relation to the farm **dimensions**, the most common size of farms (Figure 18) amongst respondents is the farm bigger than 30Has, which represents the option marked by the 45% of farmers.

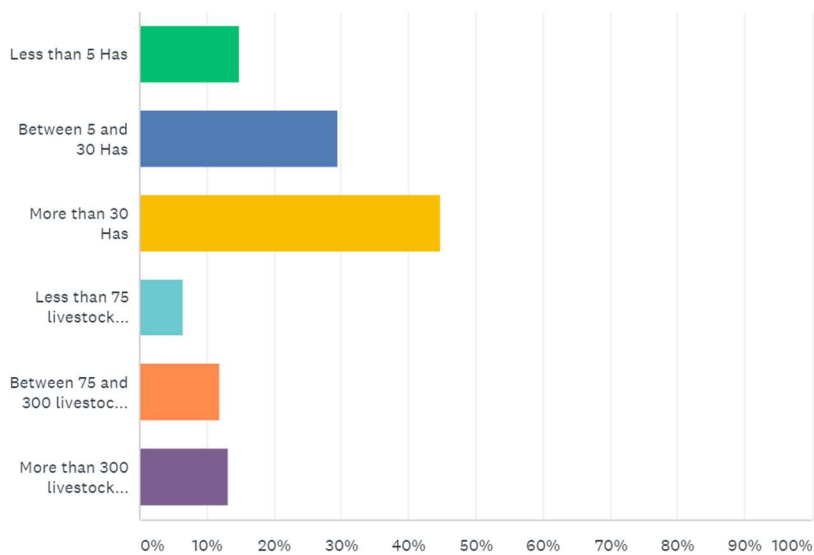


Figure 18 - Size of farms

Farmers working on farms that are 5 to 30 Has (139) and less than 5 Has (59) are less numerous. A total of 37 Farmers did not indicate a farm size, which could be related to livestock farms.

We analysed sizing in terms of livestock as well, although only 30% of the respondents contributed this information. Large farms, with over 300 livestock animals, represent 13%

of the responses (58) followed by medium farms with 75 to 300 animals (47) and small farms with less than 75 animals (27).

Table 13 - Number of surveys according to the size of the farms.

Farm size in HAs	Percentage	Number of answers
1- Less than 5 Has	13.56%	59
2- Between 5 and 30 Has	31.95%	139
3- More than 30 Has	45.98%	200
Total	100.00%	435

Livestock farm size	Percentage	Number of answers
1- Less than 75 livestock animals	6.21%	27
2- Between 75 and 300 livestock animals	10.80%	47
3- More than 300 livestock animals	13.33%	58
Total	100.00%	435

On top of sizing the Farms according to their extension in Has, the number of workers and the number of Livestock we asked Farmers to **self-assess their size** from 1 (very small) to 5 (very large). Around 40% of respondents (Table 14) perceive their farms as medium compared to the size of other farms near them. If farmers do not consider medium their farm, they tend to consider them as small or small/medium.

Table 14 - Respondents' perception of their farm in terms of size

Range	Percentage	Number of answers
1	22.53%	98
2	16.32%	71
<b>3</b>	<b>40.00%</b>	<b>174</b>
4	9.43%	41
5	11.72%	51
<b>Total</b>	<b>100.00%</b>	<b>435</b>

## FARMERS ECOSYSTEM CHARACTERISATION

We asked respondents that belong to the Farmers Ecosystem group to define the sector they serve. The largest proportion reported serving the Arable Farming sector (40), followed by Olive trees (36). The smallest subsets are Poultry (3), Agroforestry ecosystems (4), and Piggery (8). Most respondents indicated they serve just one sector (63), followed by no sector (24) and two sectors (20).

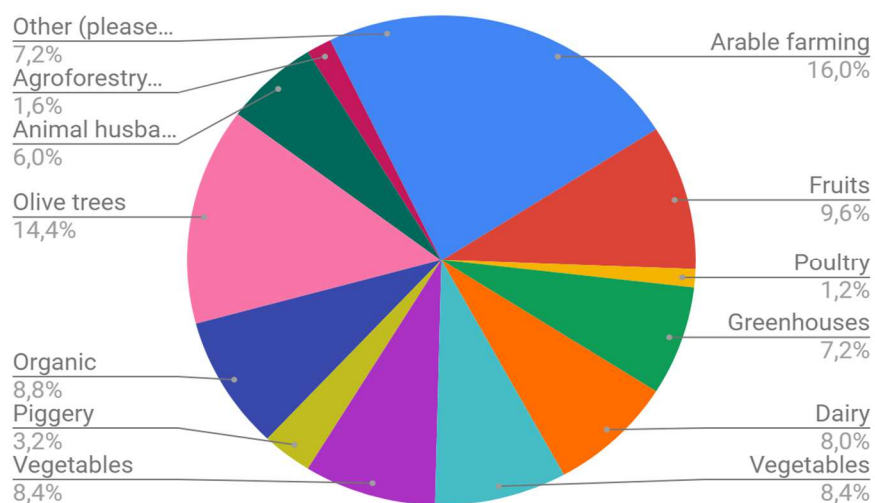


Figure 19 - Sectors served by the farmers ecosystem

Table 15 - Number of respondents serving sectors

Served Sector	Number
Arable farming	40
Fruits	24
Poultry	3
Greenhouses	18
Dairy	20
Vegetables	21
Vegetables	21
Piggery	8
Organic	22
Olive trees	36
Animal husbandry (i.e. cattle, sheep, goat...)	15
Agroforestry ecosystems, like dehesa	4
Other (please specify)	18

## Surveys Contacts

This section includes the percentage of farmers and DIHs that wanted to be contacted for further information with regards to their surveys. As it is shown in the graph (Figure 20), in the case of farmers the percentage is over 50% and in DIHs surveys this percentage is higher, being approximately 70%.

It is to draw your attention to the fact that on the contrary we would think, not all DIH that participated in completing the survey were interested in being contacted later on, even though we were talking about a survey to assess their farmers' needs and also the way they approach them. These surveys could represent very useful tools providing them quite valuable information but the 30% of participating DIHs was not interested in.

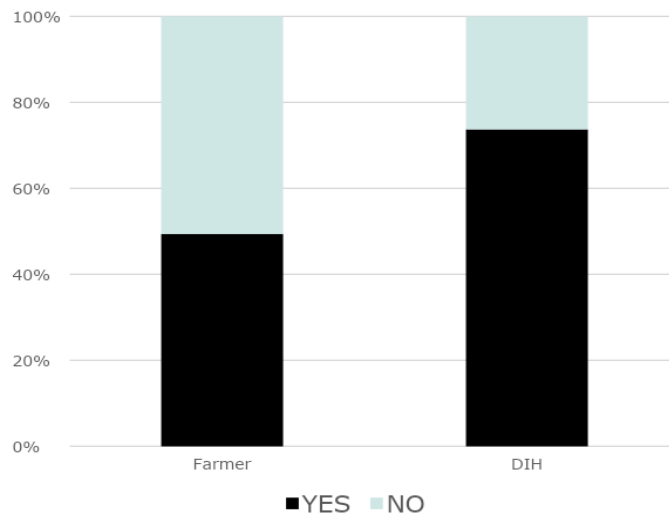


Figure 20 - Participants willing to collaborate in the future

To conclude section **3.1 Survey Distribution and Data Collection**, it is remarkable the high level of participation, the lack of connections with the farming ecosystem of most DIHs, the non-awareness of belonging to a DIHs or RC for the majority of farmers, and the determinant influence of multilingual surveys in the results.

### 3.2 DIGITAL INNOVATION HUBS ECOSYSTEM

The objective of this question was to have a clear insight of the different entities DIHs are connected with. As can be seen in (Figure 21) and (Figure 22), Universities and Research Centers are in first position (with almost 90% of DIHs connected to them), closely followed by SMEs (73%). The lowest percentage is for Orchestrator (with only 11%).

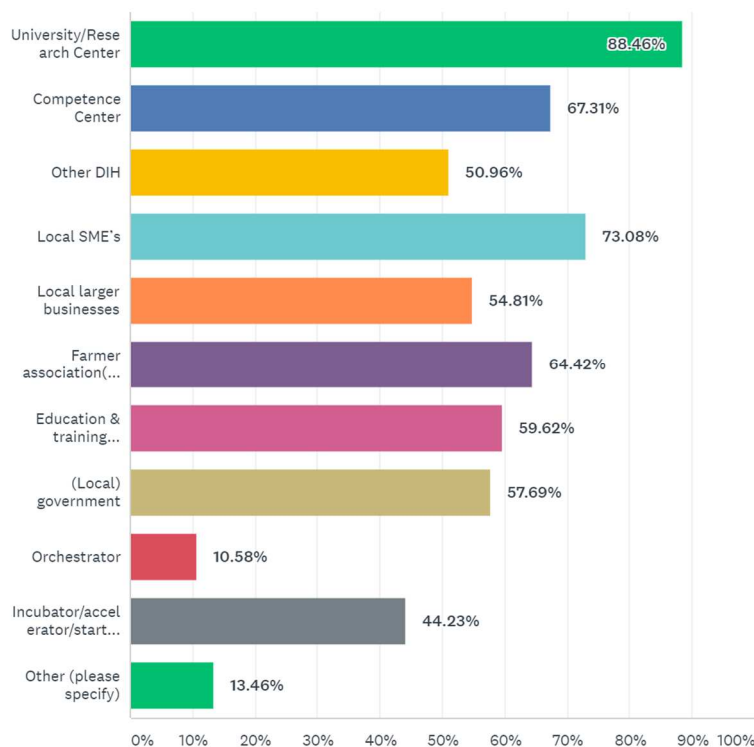


Figure 21 - Composition of the DIH ecosystem

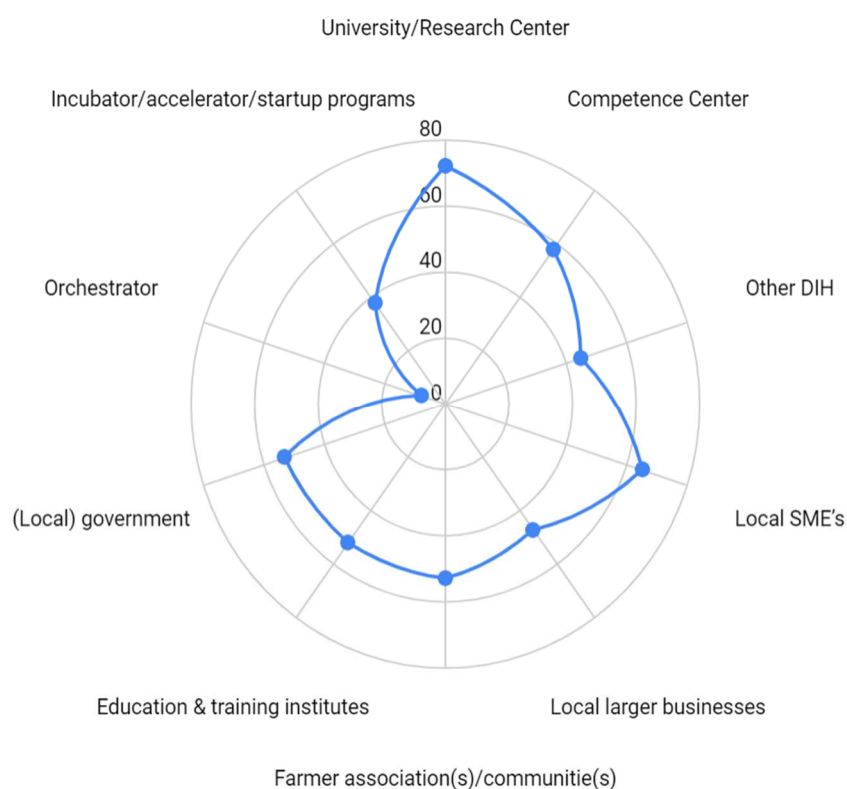


Figure 22 - Composition of the DIH ecosystem shown as a net

Table 16 - Number of DIHs connected with each type of entity

Entities connected	Number
University/Research Centre	72
Local SMEs	65
Competence Centre	58
Farmer association(s)/community(ies)	53
(Local) government	53
Education & training institutes	52
Local larger businesses	47
Other DIH	45
Incubator/accelerator/startup programs	38
Orchestrator	8

Most DIHs network connections are with University/Research Centres, Local SMEs, Competence Centres, Farmer associations and communities, local governments and education & training institutes, while connections with larger local businesses and start-up programmes are less common.

Connecting with the precedent section, generally speaking DIHs have more connections to research and education organizations and institutions than with businesses and startups. These connections and networks could influence in their perception of innovation and digital transformation, as well as in the innovation services they are providing.

### 3.3 DIGITAL INNOVATION HUBS AND FARMERS' DIGITALISATION NEEDS

This section includes the results related to specific digitalisation needs detected by farmers, whether these needs are identified by the DIHs or the DIHs provide services that cover those identified needs.

Firstly, it was asked to DIHs and farmers to rate their digitisation needs using a scale from 1 to 5 in the following topics:

- **The need to “Track and Trace” quality products from farm-to-fork** (i.e. improving traceability systems so consumers know where the product comes from or how it was processed or improving traceability systems so consumers know where the product comes from or how it was processed)
- **The need to optimise farm operations** (such as improving irrigation, fertilisation, disease treatment, harvesting, livestock management and administration)
- **The need for changing the way to do business** (e.g. the way you sell your products or with a specific focus on adaptable and flexible digital solutions to address the business needs of farms)
- **The need to utilise data to make better decisions/ The need to combine and exchange data to create value** (such as developing standards, knowledge and infrastructures for collecting data from the field with sensors, satellite or drone imagery to make better decisions)
- **The need for environmentally-sustainable production** (e.g. making use of ICT to improve the environmental performance of food production and agrifood value chains)

The aim was to identify the needs of farmers and the farming ecosystem within the agri-food sector and which farmers needs the European DIHs were interested in supplying services in order to assess the preferences of these ecosystems involved in this project.

Table 17 - Digitalisation needs detected by farmers and identified by DIHs

NEEDS ASSESSMENT	Farmers	DIHs	Difference
The need to “Track and Trace” quality products from farm-to-fork	3.12	3.28	-0.16
The need to optimise farm operations	3.51	3.52	-0.01
The need for changing the way to do business	3.15	3.18	-0.03
The need to combine and exchange data to create value/ The need to utilise data to make better decisions	3.33	3.48	-0.15
The need for environmentally-sustainable production	3.31	3.51	-0.20
<b>Average Digitalisation Needs</b>	<b>3.28</b>	<b>3.36</b>	<b>-0.08</b>

We asked **Farmers** for their digitalisation needs, using a 1 to 5 scale. We have made this analysis independently for Producers and Ecosystem. In both groups all needs scored over 3, with slight variations on the preferences for each group.

For both groups the most important need is “The need to optimize farm operations (such as improving irrigation, disease treatment, harvesting, livestock management and administration)” with a score of 3.51. The second most relevant with 3.33 is: “The need to utilize data to make better decisions”.



We can also extract from this, not only the importance of the need, but also that many of them are already trying to deal with some issues or, even more, already dealing with.

Then, mainly, respondents are already interested, trying to address or already addressing all the 5 topics given in the survey. On the contrary of the “The need to optimise farm operators”, that was the most important need, the less interesting topic is “the need for new business models” which is also the least addressed by farmers.

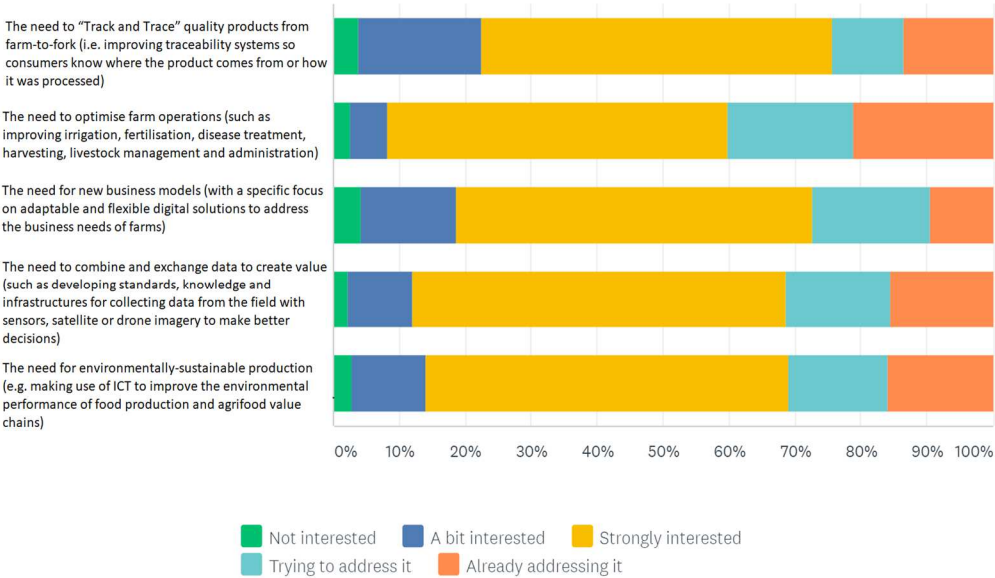


Figure 23 - Farmers perception of digitalisation needs

Focusing specifically on farmers, we have crossed the needs of digitisation with the sector, the size of the farm and the number of workers.

In relation to the sectors (Table 49) reported by Farmers, we can say there are no trends but we did find some interesting insights. The most important need is “to optimize farm operations”, except for Vineyards. Farmers in this sector consider that the most important is “the need for environmentally-sustainable production”, which contrasts the absence of interest in sustainability found in the Poultry, Fruits, Piggery and Vegetables sectors. Greenhouses and Dairy Producers do not perceive “Track and Trace” as a need, although Dairy Producers have a big need for the use of data for decision making.

Concerning the farm size, having in mind the difference between farms and livestock farms and giving each digitalisation need a score in relation to the size as well as an average, we observed (Table 50, Table 51 and Table 52) that the perceived needs to optimise farm operations and to utilise data to make better decisions increase significantly as we look at larger farms.

It’s interesting to note that the perceived need to “track and trace” and “the need for environmentally-sustainable production” are lower in bigger farms.

Finally, in relation to the number of workers (Table 53), all needs proposed were perceived of more importance in larger teams, except for “the need for environmentally-sustainable production” which was generally less important in bigger farms. In fact, the latter decreased in importance as the size of teams increases. The need to utilise data is directly proportional to the number of workers.

---

*For farmers the most important need is "The need to optimize farm operations, such as improving irrigation, disease treatment, harvesting, livestock management and administration".*

---

Paying attention to **DIHs**, digitisation needs scored a bit more than 3. The aim of this question was to identify which farmer's needs the European DIHs (*Table 17*) were interested in supplying services in order to assess the preferences of these ecosystems involved in this project.

The highest ranked is "The need to optimize farm operations" (3.52) closely followed by "The need for environmentally-sustainable production (e.g. making use of ICT to improve the environmental performance of food production and agrifood value chains)" (3.51). Besides, a high percentage of DIHs are already addressing "the need to optimise farm operations, such as improving irrigation, fertilisation, disease treatment, harvesting, livestock management and administration".

Another main need detected is "the need to combine and exchange data to create value" which includes issues such as developing standards, knowledge and infrastructures for collecting data from the field with sensors, satellite or drone imagery to make better decisions.

On the one hand, the fact that all needs are at a medium level stands out. It is relevant that there is an interest above 2.5 (the average value between possible scores: 1 and 5) in all of them, since it shows the interest in those needs. None of them reaches the highest values in the scale (which would be 4 and 5) letting us think that digitisation would not be a top priority in the European agri-food sector.

But on the other hand, it is positive to know that the needs of DIHs and farmers are aligned. Since there is an interest to provide services by DIHs in line with the detected needs of the farmers.

---

*There are no significant differences in the ranking of needs done by farmers and by DIHs. Both the sorting of their priorities and theirs scores are similar.*

---

In conclusion, there are **no significant differences** in the ranking of **needs** done by **farmers and by DIHs** and **both focus on production** - related needs versus business or customer related needs. Both the sorting of their **priorities** and theirs scores are **similar**. "The need to optimize farm operations" is the most important digitalisation need, while "The need for changing the way to do business" is the least important for both again. This hint in the innovation and digitalisation point of view for farmers and DIHs will be analysed in the following sections.

### **3.4 DIHS INNOVATION SERVICES PORTFOLIO VERSUS EXPECTATIONS AND AVAILABILITY FOR FARMERS.**

This section contains an analysis of the level of importance of the main services provided by DIHs according to their consideration as well as their level of availability. Also, farmers and the farming sector were asked for the importance they give to digital services and the available services, then, an analysis is also provided. And, finally, this section tries to clarify the correlation between both analyses, in order to assess if the services that are being implemented are also the services that the farmers need most.

## Importance and Availability of Innovation Services for the DIHs

Based on a portfolio of services frequently provided by DIHs, respondents were asked to score the **importance** of those services using a scale from 1 to 5. Generally speaking, all services are ranked over 3. Although 91,25% considered Research and Development services as most important (for instance: technology concept development, realising proof of concepts), closely followed by services related to Community building (e.g. scouting for partners, marketing communication, ecosystem building)” and Visioning and strategy development (e.g. market intelligence, innovation strategy development), with a percentage of 84% and 83% respectively, as it is shown in Figure 24 and Table 18.

*Research and Development services were considered as the most important for DIHs. For instance: technology concept development, realising proof of concepts.*

On the contrary, the less important services from the DIHs’ point of view are Incubators and accelerators, followed by “Mentoring (in the network) (e.g. training of/by other hubs and competence centres)”.

These data reveal the need to reinforce the collaboration between DIHs and between DIHs and Competence Centres – exchanging experiences-, taking advantage of the lessons learned from other DIHs with a higher level of maturity. This is noteworthy find to be taken into account by Task “Building networks of DIHs” within this project, revealing this task as an extremely important one in order to mitigate this weakness.

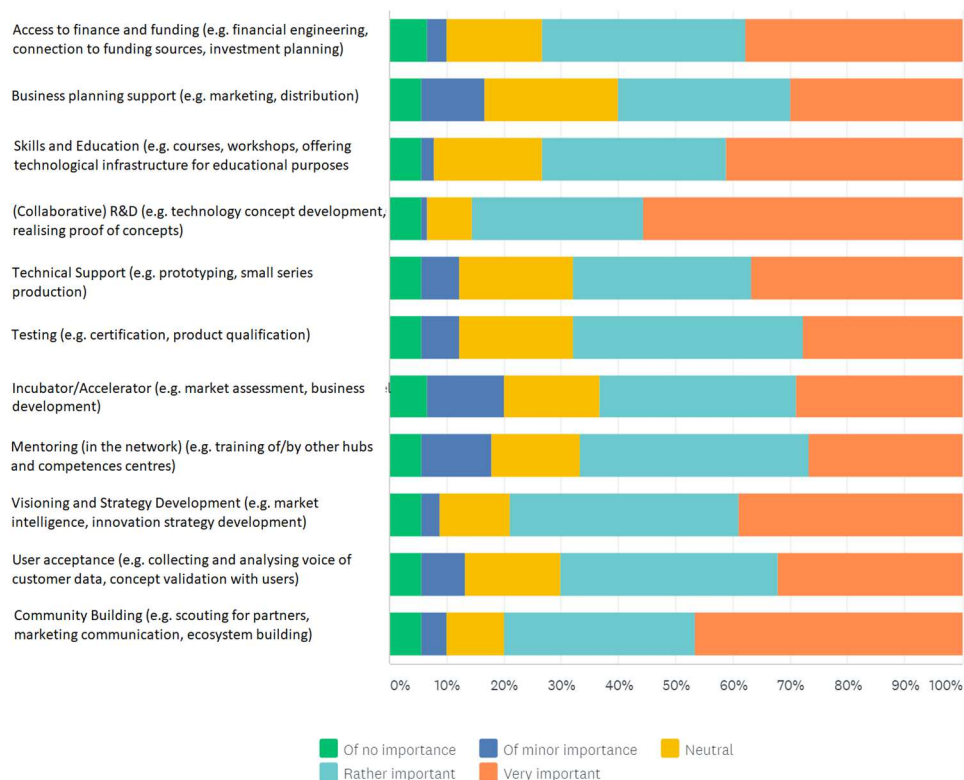


Figure 24 – Importance of services to operate as a DIH from their own point of view

Table 18 –Services scoring according to their importance

Importance of services	Value
Access to finance and funding	4.08
Business planning support	3.80
Skills and Education	4.15
(Collaborative) R&D	4.48
Technical Support	4.04
Product testing	3.91
Incubator/Accelerator	3.76
Mentoring (in the network)	3.81
Visioning and Strategy Development	4.18
User acceptance	3.97
Community Building	4.27

A further step in this analysis consisted in knowing which services out of those asked before are already being implemented by DIHs, showing a good maturity of these ecosystems. (Figure 25). Respondents had to use the same 1 to 5 scale. The idea was to have a clear concept of the gap between importance and availability, as well as to be able to compare with the farmers perception in a second stage.

Results show that services implemented are in line with the importance they are given. Then, services related to Research and Development are already in place in almost 70% of the surveyed DIHs, being the first service in both rankings. The second highest score is associated to the availability of “Community Building”, which was also the second one in the importance ranking.

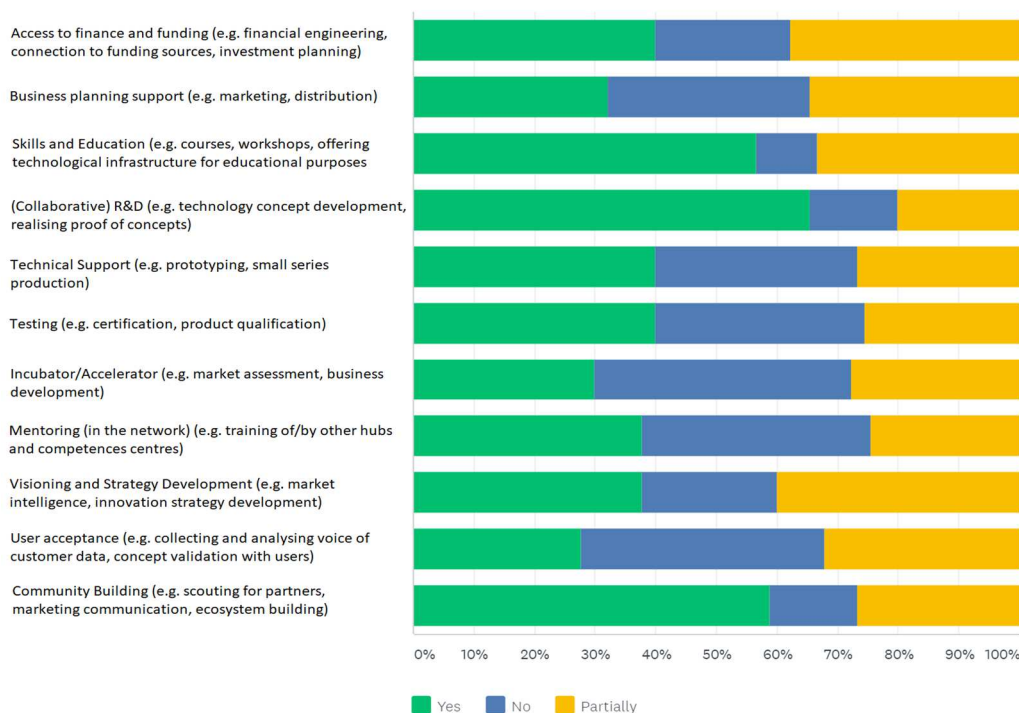


Figure 25 – Availability of services for DIHs

The lowest availability is reported for “Incubator/Accelerator (e.g. market assessment, business development)”, slightly overpassed by “User acceptance (e.g. collecting and analysing voice of customer data, concept validation with users)”.

In this last case, it is to remark that nor the concept of connected end-users nor the advantages of using information coming from consumers in the decision-making process have not taken root in the agrifood sector yet. There are numerous experiences and tools that are emerging across Europe in this sense and that could be part of the exchange of experiences between DIHs mentioned before. Also, as this quite new but also very beneficial for the agrifood sector and a wide field for technological companies, DIHs are advised to explore on the issue searching for opportunities for their ecosystems.

*Table 19 – Available service scoring for DIHs*

Availability of Services	Value
Access to finance and funding	3.25
Business planning support	2.90
Skills and Education	3.91
(Collaborative) R&D (e.g. technology concept development, realising proof of concepts)	4.01
Technical Support (e.g. prototyping, small series production)	3.08
Testing (e.g. certification, product qualification)	3.03
Incubator/Accelerator	2.62
Mentoring (in the network) (e.g. training of/by other hubs and competences centres)	2.90
Visioning and Strategy Development	3.33
User acceptance	2.67
Community Building	3.94

Analysing the gaps between the importance and the availability of services according to the DIHs results, it is visible that the smallest gaps are between the importance and the availability of Skills and education, community building and (Collaborative) R&D, and the largest gaps are in User acceptance, Incubator/Accelerator and Technical support.

In the case of small gaps, that means that services are being implemented according to the importance they have. Then, there is some sort of “problem” with those services with largest gaps. Recommendations for DIHs then would be to implement more incubators/accelerators and to explore more, as was before, on the opportunities of having consumers experiences, information and opinions into account.

*Table 20 – Gaps between importance and availability of services for DIHs*

Importance of Services X Availability of Services	Values
<b>IMPORTANCE</b>	3.97
<b>AVAILABILITY</b>	3.24
<b>GAP</b>	0.73
Access to finance and funding	0.82
Business planning support	0.90
Skills and Education	0.24
(Collaborative) R&D	0.47

Technical Support	0.96
Product testing	0.89
Incubator/Accelerator	1.14
Mentoring (in the network)	0.91
Visioning and Strategy Development	0.85
User acceptance	1.30
Community Building	0.33

## Innovations Services Importance and Availability for Farmers

The same reflection as with DIHs was made with farmers, asking them to evaluate – in a 1 to 5 scale- the importance of the services to foster digital innovation for their business and the level of availability. Again, we observe that all scores are over 3 (see Figure 26).

The most relevant service is “Technical support to incorporate new technologies in their farming business” (4.12) followed by “Skills and Education (e.g. Courses, workshops, offering technological infrastructure for educational purposes)” with 4.03. Very close, there are also two important services: “access to finance and funding” and “participation in pilot projects, demo or testing actions of new products and services for the agrifood sector”.

The least relevant services for Farmers are “Incubator / Accelerator” (3.47) and “User Acceptance” (3.58).

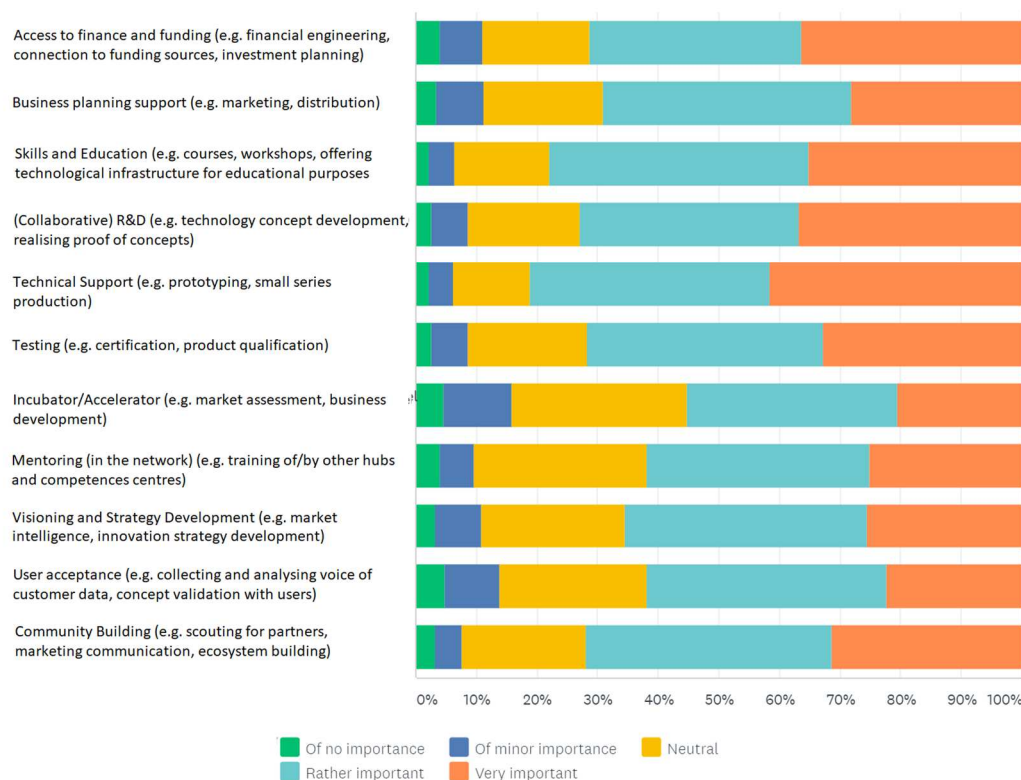


Figure 26 – Importance of services according to farmers

In relation to services offered by DIHs to farmers (Table 21 and Figure 27), these ones perceive the following as most available:

- i) Skills and education
- ii) Access to finance and funding

On the one hand, the service “Skills and education” that was in the top position of importance is being properly delivered to the farmers. Thus, this means that what they found most important is also the most available.

However, in spite of being so important “Technical support to incorporate new technologies in the farming business” and “Research and Development” when talking about the importance of services, these are perceived mainly as not provided or partially provided by DIHs.

In this case, promotion of figures such as demo-farms would be strongly recommended to DIH. This type of figures let farmers visit diverse experiences with different technologies implemented so as to check which of them would be of utility for them. Also, hackathons would be to foster or creating new specialised agrotech jobs.

The lowest score (1.84) corresponds to Incubator/Accelerator which was also the least important

Perhaps, it would be interesting for DIHs to explain the importance of the entrepreneurial character and of the creation of new businesses for the agrifood sector, using different communication tools.

The importance of most services increases together with the size of the farms but not in the case of “Incubators/Accelerators” and “User acceptance” (Table 54). While in the first one the scoring is higher in medium farms, still higher in smaller ones than bigger ones, in the second service, the trend is completely opposite. It decreases with the increasing of size.

This is not really difficult to understand, as small producers usually need to focus their commercial strategies in the quality of their products and in a strong positioning in front of consumers. They are based in a very close and reliable relationship with consumers in order to gain loyalty.

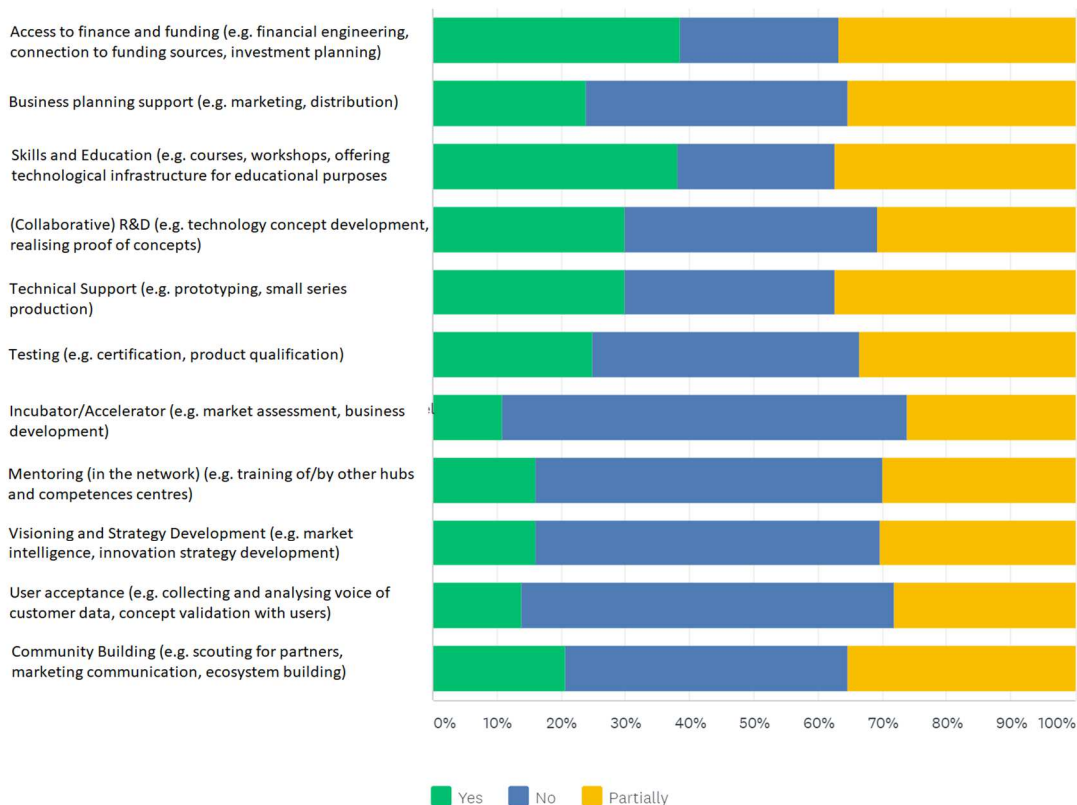


Figure 27 – Availability of services according to farmers

Analysing the gap between the importance of services and the availability according to farmers, we observe that the gap is significantly smaller for access to finance and funding and the needs for skills and education. The biggest gaps are reported for the needs for incubator/accelerator, mentoring, vision and strategy development, and user acceptance.

*Table 21 - Gaps between importance and availability of services for farmers*

<b>GAPS of services</b>	<b>Importance</b>	<b>Availability</b>	<b>GAPS</b>
Access to finance and funding	3.87	3.25	<b>0.62</b>
Business planning support	3.77	2.59	<b>1.18</b>
Skills and Education	4.03	3.29	<b>0.74</b>
Participation in collaborative projects with R&D companies, universities and other entities	3.91	2.63	<b>1.28</b>
Technical support to incorporate new technologies in your farming business	4.12	2.91	<b>1.21</b>
Participation in pilot projects, demo or testing actions of new products and services for the agrifood sector	3.87	2.55	<b>1.32</b>
Incubator/Accelerator	3.47	1.84	<b>1.63</b>
Mentoring	3.67	2.17	<b>1.5</b>
Visioning and Strategy Development	3.71	2.16	<b>1.55</b>
User acceptance	3.58	2.02	<b>1.56</b>
Community Building	3.88	2.51	<b>1.37</b>

As we did in the needs section, we have already done the analysis taking into account farm size, main sector and also having in mind the difference between farms and livestock farms. In these last two cases, data are not sound enough to draw conclusions. This is due to the fact that there were very few answers for some categories and values were too dispersed. All tables can be found in Annex I: Additional Tables.

Then, concerning the farm size, we ran an analysis of size in relation to the gap between importance and availability of services for the farmers that indicated a number of livestock.

In this case we found a relationship: the bigger the size of the livestock the highest the reported importance of most services, including access to finance and funding, skills and education, participation in collaborative projects with R&D companies, universities and other entities; technical support to incorporate new technologies in your farming business and participation in pilot projects, demo or testing actions of new products and services for the agrifood sector.

The availability of access to finance and funding is higher for larger farms, as does the perceived availability of services like "Participation in collaborative projects with R&D companies, universities and other entities" and "Participation in pilot projects, demo or testing actions of new products and services for the agrifood sector".

The gap between importance and availability is inversely proportional to size for "access for finance and funding" and "Participation in collaborative projects with R&D companies, universities and other entities".

The analysis of importance and availability of services when measured against size in terms of number of workers indicates that the importance of services grows as the team size grows except for the needs for Incubator/Accelerator, Mentoring, Visioning and Strategy Development, and User acceptance.



The availability of services is higher overall for farms with more than 10 workers, and the biggest gap between importance and availability of services is found in farms where 2 to 10 people work.

## Analysis of the Gap in Innovation Services between DIHs and Farmers

We analysed the differences in gaps between the importance and availability of services as reported by Farmers and DIHs. In the tables below a positive gap is related to services that are more important or available for Farmers, and a negative gap is associated to services that are more important or available for DIHs.

If we compare how important services are for farmers to how they are for DIHs, see Table 22, Participation in collaborative projects and technical support are more relevant for Farmers than for DIHs, and DIHs consider Skills and Education, and Mentoring, more important than Farmers. Nevertheless, leaving apart "Skills and Education", "Mentoring", "User acceptance", "Visioning" and "Participation in pilot projects" where there is a higher difference of perception, farmers and DIHs have more or less the same perception of how important services are.

Table 22 - Gaps between farmers and DIHs in terms of importance of services

Importance Farmers Vs Importance DIHs	Value
Access to finance and funding	0.03
Business planning support	<b>-0.11</b>
Skills and Education	<b>-0.49</b>
Participation in collaborative projects with R&D companies, universities and other entities	0.10
Technical support to incorporate new technologies in your farming business	0.02
Participation in pilot projects, demo or testing actions of new products and services for the agrifood sector	<b>-0.21</b>
Incubator/Accelerator	<b>-0.08</b>
Mentoring	<b>-0.41</b>
Visioning and Strategy Development	<b>-0.32</b>
User acceptance	<b>-0.34</b>
Community Building	0.03

In terms of availability and implementation of services, there is a difference between farmers and DIHs points of view. In this case, both points of view should coincide as they are referred to services that really exist. However, DIHs says they are implementing more services than the services farmers know that are available. In many cases, this difference of perception is really high, such is the case of services like "Community Building", "Participation in collaborative projects with R&D companies, universities and other entities, and "Visioning and Strategy Development".

If we cross these results with the importance farmers give to services, we find out that in the case of "Participation in collaborative projects" and "Community Building", these services are also very important. Then, DIHs are already implementing them, these services are considered very important for farmers but farmers say these services are less available than they already are. Then, there is a problem of communication between both. Farmers do not have enough information from DIHs in relation to services.

The only service perceived similarly by DIHs and farmers is "Access to finance and funding".

Table 23 - Gaps between farmers and DIHs in terms of availability of services

Availability Farmers Vs Availability DIHs	Value
Access to finance and funding	0.03
Business planning support	<b>-0.23</b>
Skills and Education	<b>-0.63</b>
Participation in collaborative projects with R&D companies, universities and other entities	<b>-1.19</b>
Technical support to incorporate new technologies in your farming business	<b>-0.13</b>
Participation in pilot projects, demo or testing actions of new products and services for the agrifood sector	<b>-0.35</b>
Incubator/Accelerator	<b>-0.67</b>
Mentoring	<b>-0.67</b>
Visioning and Strategy Development	<b>-1.07</b>
User acceptance	<b>-0.54</b>
Community Building	<b>-1.40</b>

The most important conclusion we can draw is that the **DIHs are more optimistic than farmers about the importance and, especially, the availability of innovation services.**

Also, the economic size of the farms, measured as subjective size of the farms, are determinant in the perception of innovation services.

### 3.5 TOOLS USED AND REQUIRED TO DELIVER INNOVATION SERVICES BY DIHS

Answers to the questions referred to the tools currently used to deliver services and tools needed is analysed in this section.

A short list of tools to deliver services was offered to DIHs asking them to indicate whether they were used or not.

The results shows that workshops are the most often used tools by DIHs (Figure 28), followed by Live events and Connection to other hubs. Actions could be done to improve this last option in order to encourage a common learning amongst DIHs.

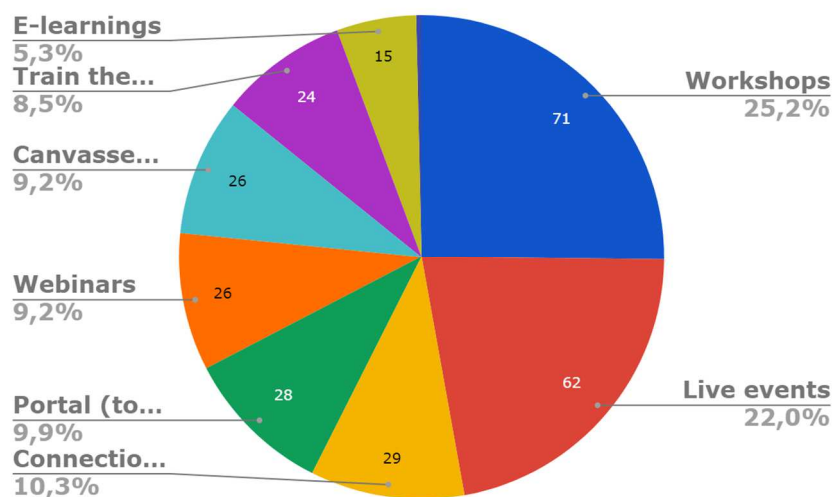


Figure 28 - Tools used by DIHs to deliver services

In addition to these options, we left the "other tools" option where respondents could add what they considered suitable. Amongst responses there were the following ones: collaborative projects, hackathons, DemoLab.

We also asked DIHs to say if there are any tools, they are not using in order to adequately deliver services. 46.7% of respondents said YES and 53.3% said NO. Then, half of the respondents think they have the right tools and the other half feel they should be using other tools. Respondents had the opportunity to say which tools they were not using and some of the answers are: E-learning platform, help guides, single portal with "good practices", DemoLab, one-stop-shop portal.

We can **conclude** that there is a **lack of innovation in the use of tools** and also that there is a **shortage of digital communication from the DIHs**.

### 3.6 DEFINITION OF "DIGITAL" FOR FARMERS AND DIHS

We wanted to know what "digital" means for both farmers and DIHs. For that, we asked respondents to say which of the statements provided in the survey are part of the definition of Digital or to provide their own definition. Statements provided to farmers and DIHs were the same.

Most farmers have a clear vision of what "digital" or digitalisation is, though they differ in their concept. There is a 7,37% of respondents that are unsure of the real meaning of it (see Figure 29).

Almost 60% of farmers usually perceive that digital goes beyond technologies and refers to a mindset.

---

*Almost 60% of farmers usually perceive that digital goes beyond technologies and refers to a mindset.*

---

In the option "Others" respondents gave different responses but mainly related to the use of screen instead of paper and the decision-making process based on data.

The concept of “digital” is understood by almost 64% of the DIHs (Figure 29) as something that goes beyond technology alone to reflect a mindset that embraces constant innovation, decision-making and the integration of technology into all phases of the business.

However, the most interesting insight that comes out of this section is that anyone has answered “unsure”. That means that all DIHs have a very clear vision of what they think digital or digitalisation means though their understandings do not coincide. And a question arises out of this, in order to have homogenous services in all DIHs, and in order to have a real assessment of their maturity level, should not be important the establishment of a common (built by all) definition of “digital/digitalisation”?

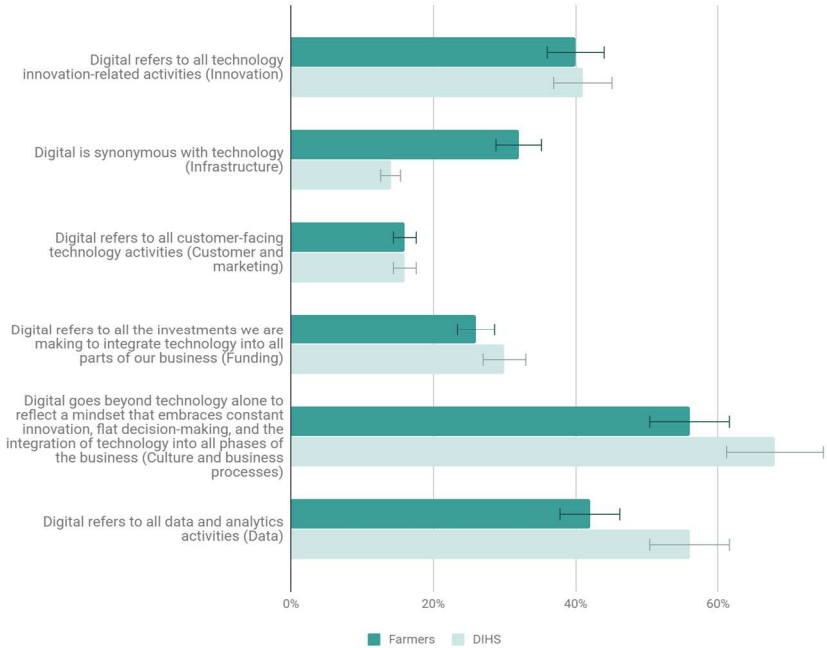


Figure 29 - Vision of Digital by Farmers and DIHs

Having a look to Table 24 Vision of Digital by Farmers and DIHs, we can see that farmers and DIHs have a very similar perception of what digital means.

Although all of the statements are indeed related to digital, in both cases Farmers and DIHs the highest score (0.56) and (0.68) is associated to the statement “Digital goes beyond technology alone to reflect a mindset that embraces constant innovation, flat decision-making, and the integration of technology into all phases of the business”.

When talking about the lowest score they differ. For farmers the lowest is “all customer-facing technology activities” (0.16) and for DIHs (0.14) it corresponds to the definition “Digital is synonymous with technology”.

Table 24 - Vision of Digital by Farmers and DIHs

Vision of digital	Farmers	DIHs	Difference
Digital refers to all technology innovation-related activities (Innovation)	0.40	0.41	-0.01
Digital is synonymous with technology (Infrastructure)	0.32	0.14	0.19
Digital refers to all customer-facing technology activities (Customer and marketing)	0.16	0.16	0.00

Digital refers to all the investments we are making to integrate technology into all parts of our business (Funding)	0.26	0.30	-0.04
Digital goes beyond technology alone to reflect a mindset that embraces constant innovation, flat decision-making, and the integration of technology into all phases of the business (Culture and business processes)	0.56	0.68	-0.12
Digital refers to all data and analytics activities (Data)	0.42	0.56	-0.14
Unsure	0.07	0.00	0.07
<b>AVERAGE DIGITAL</b>	<b>0.31</b>	<b>0.32</b>	<b>-0.01</b>

Thus, both **farmers and DIHs agree** in their **vision of “digital”** as a concept related to mindset and culture beyond, and related to **business processes**, followed by **data** and **analytics** activities and **innovation**. Customer and marketing are the least considered aspect of “digital” for both DIHs and farmers.

### 3.7 CLOUD SERVICES

Cloud is not just an infrastructure, it is also an enabler for digital transformation. According to the most recent communication of the European Commission regarding the cloud strategy, some of the benefits of adopting cloud technologies are:

- "as a result of the adoption of cloud computing 80% of organisations reduce costs by 10-20%."<sup>6</sup>
- "via the cloud, enterprises access relatively more advanced end customer software applications, e.g. for finances/accounting and managing information about their customers (customer relationship management – CRM) (38 % and 29 % respectively)"<sup>7</sup>
- "other benefits include enhanced mobile working (46%), productivity (41%), standardisation (35%), as well as new business opportunities (33%) and markets (32%)"<sup>8</sup>

We can assume that connectivity still has room for improvement in rural areas in the EU. But as overall broadband connectivity in rural areas is over 99%<sup>9</sup>, including fixed DSL (94%) and mobile HSPA and LTE (98%), connectivity can't be considered an impediment for the access to cloud services.

Even when mobile internet use by degree of urbanisation shows that the use of mobile phones (or smartphones) to access the internet when away from home or work was greater amongst people in cities (61 %) in the EU-28 in 2016 than it was amongst people living in towns and suburbs (55 %) or those living in rural areas (47 %) <sup>10</sup>, the overall internet usage shows that over 79% of the EU-27 population are internet users.

---

<sup>6</sup> *Communication from the commission to the European Parliament, the Council, the European economic and social Committee and the Committee of the Regions - Unleashing the Potential of Cloud Computing in Europe (Text with EEA relevance) {SWD(2012) 271 final}*  
[https://ec.europa.eu/info/sites/info/files/ec\\_cloud\\_strategy.pdf](https://ec.europa.eu/info/sites/info/files/ec_cloud_strategy.pdf)

<sup>7</sup> Eurostat - Cloud computing - statistics on the use by enterprises  
[https://ec.europa.eu/eurostat/statistics-explained/index.php/Cloud\\_computing\\_-\\_statistics\\_on\\_the\\_use\\_by\\_enterprises#Use\\_of\\_cloud\\_computing](https://ec.europa.eu/eurostat/statistics-explained/index.php/Cloud_computing_-_statistics_on_the_use_by_enterprises#Use_of_cloud_computing)

<sup>8</sup> IDC (2012) "Quantitative Estimates of the Demand for Cloud Computing in Europe and the Likely

<sup>9</sup> Broadband coverage in Europe (July 2017)

<sup>10</sup> Eurostat Regional Yearbook 2017

<https://ec.europa.eu/eurostat/documents/3217494/8222062/KS-HA-17-001-EN-N.pdf/eaeb7fa-0c80-45af-ab41-0f806c433763>

---

*The lack of awareness about the importance of cloud, even more for DIHs than for farmers, is in line with the penetration of this technology in other sectors of the European Union.*

---

Only 26 % of EU enterprises were using cloud computing in 2018, mostly for hosting their e-mail systems and storing files in electronic form.<sup>11</sup>

We asked DIHs to evaluate their perceived importance of Cloud Services for Farmers in a scale of 1 to 5. All services ranked over 3, being the highest ranked service "Farm management applications: any web or mobile app to manage the farm such as a field diary and livestock management" (4.08) and the lowest ranked service "Enterprise applications: Salesforce, SAP web, SAGE web or any other web based ERP/CRM" (3.25).

These services can be grouped according to their level of importance: The most important group includes services related to farm management services, the second group those of customer and business productivity services, and a third group with enterprise and infrastructure services, that are considered the least important for farmers.

*Table 25 - Cloud Services importance for farmers according to DIHs*

<b>Cloud Services ranked by DIH</b>	<b>Rank 0-5</b>
Customer applications: Gmail, Dropbox, WhatsApp, Telegram or similar	3.68
Business productivity: Office365, Google Apps, G-Suite, Skype or similar	3.68
Enterprise applications: Salesforce, SAP web, SAGE web or any other web-based ERP/CRM	3.25
Infrastructure/applications: FiWARE, OVH, IBM Bluemix, Amazon AWS, Google Cloud, Heroku or similar	3.42
Farm management applications: any web or mobile app to manage the farm such as a field diary and livestock management	4.08

According to respondents, (Figure 30) all cloud services are important for farmer's business, highlighting especially those related to farm management applications which are considered as absolutely essential by more than 50% of DIHs. Customer applications and Business productivity are also quite important according to DIHs.

Services considered as less important out of the 5 categories are those that have to be with infrastructures and applications.

---

<sup>11</sup> Eurostat - Cloud computing - statistics on the use by enterprises ([https://ec.europa.eu/eurostat/statistics-explained/index.php/Cloud\\_computing\\_-\\_statistics\\_on\\_the\\_use\\_by\\_enterprises#Use\\_of\\_cloud\\_computing](https://ec.europa.eu/eurostat/statistics-explained/index.php/Cloud_computing_-_statistics_on_the_use_by_enterprises#Use_of_cloud_computing))

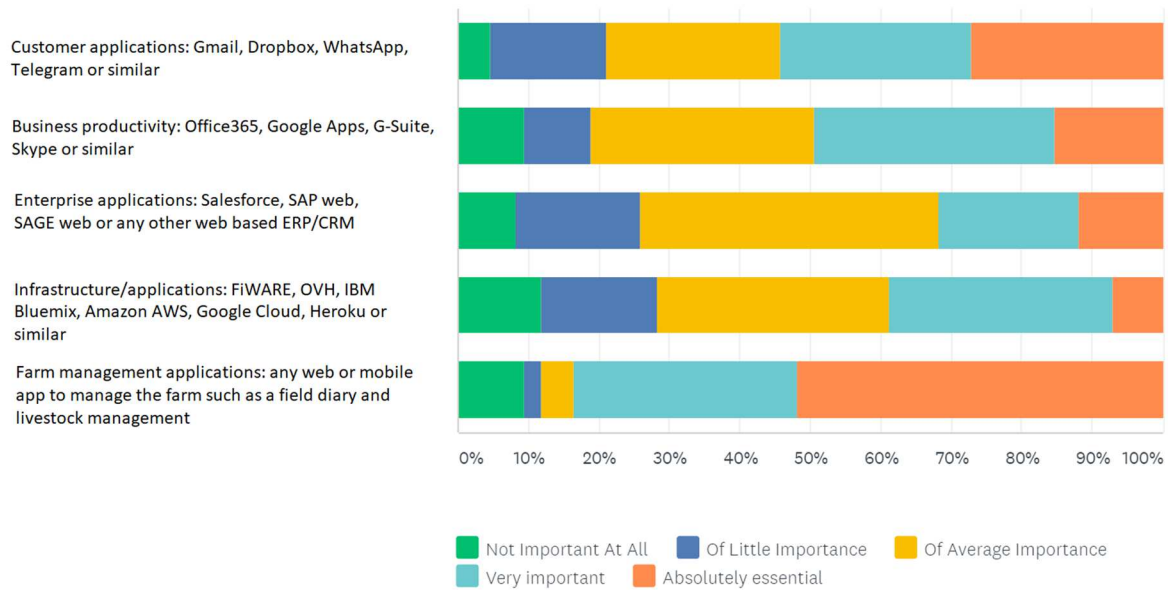


Figure 30 - Importance of Cloud Services ranked by DIH

In the same way, we asked them to rank their perception of the use of specific cloud services by Farmers. The highest score is associated to "Customer applications: Gmail, Dropbox, WhatsApp, Telegram or similar" (4.29) and the lowest score is for "Infrastructure/applications: FiWARE, OVH, IBM Bluemix, Amazon AWS, Google Cloud, Heroku or similar" (2.66). More than 60% of DIHs also agree on the wide use of Business productivity cloud services by farmers.

These services can be grouped attending to their usage: The most used group includes services related to customer cloud services, the second group that of business productivity and farm management services, and a third group with enterprise and infrastructure services, that are considered the least used by farmers.

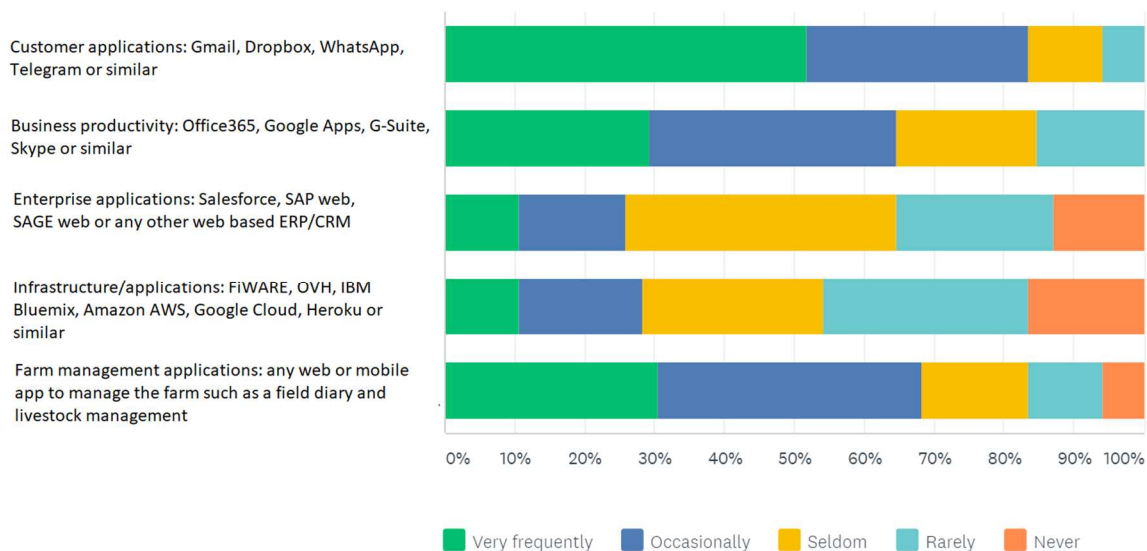


Figure 31 - Use of Cloud Services ranked by DIH

There is a difference between what DIHs think are important clouds services and what DIHs think farmers are using. Though DIHs think Farm management applications are the most important cloud services for farmers businesses, they also think that farmers use most Customer applications.

Nevertheless, all the 3 cloud services identified as more important cloud services are also the most used, according to DIHs, by farmers.

Also, in spite of considering Infrastructures/applications less important cloud services than Enterprise applications, farmers seem to use more the former than the latter.

Table 26 - Cloud Services used by Farmers according to DIHs.

Cloud Services used by Farmers	Rank 0-5
Customer applications: Gmail, Dropbox, WhatsApp, Telegram or similar	4.29
Business productivity: Office365, Google Apps, G-Suite, Skype or similar	3.75
Enterprise applications: Salesforce, SAP web, SAGE web or any other web-based ERP/CRM	2.77
Infrastructure/applications: FiWARE, OVH, IBM Bluemix, Amazon AWS, Google Cloud, Heroku or similar	2.66
Farm management applications: any web or mobile app to manage the farm such as a field diary and livestock management	3.72

As the transition to cloud is a relevant factor for successful digitalisation, we analysed the gap between the perceived importance and usage of these services by farmers, and the importance and usage reported by the DIHs.

Looking at the data we observed that Farmers use Customer Applications and Business Productivity Cloud Services more than what DIHs consider important, and that the opposite happens with more complex services like cloud enterprise applications, cloud infrastructure and farm management applications.

Table 27 - Cloud Services Importance for Farmers x Cloud Services Usage by Farmers

Cloud Services Importance for Farmers x Cloud Services Usage by Farmers	Importance	Usage	Gap
Customer applications: Gmail, Dropbox, WhatsApp, Telegram or similar	3.68	4.29	-0.61
Business productivity: Office365, Google Apps, G-Suite, Skype or similar	3.68	3.75	-0.06
Enterprise applications: Salesforce, SAP web, SAGE web or any other web-based ERP/CRM	3.25	2.77	0.48
Infrastructure/applications: FiWARE, OVH, IBM Bluemix, Amazon AWS, Google Cloud, Heroku or similar	3.42	2.66	0.76
Farm management applications: any web or mobile app to manage the farm such as a field diary and livestock management	4.08	3.72	0.35

Summarizing, the less advanced cloud services are perceived to be more used by farmers than DIHs consider important, while the most advanced cloud services are less used than DIHs perceive important. Considering that the cloud is considered an enabler for digital transformation and their use is still low, DIHs should be leading awareness actions on using cloud services.



### 3.8 DIGITAL SERVICES

It is important to know the importance of digital services for farmer’s businesses according to DIHs and also the application areas they are assessing farmer needs. We also asked for the different tools and methods DIHs are using to assess that farmer needs.

Concerning the importance, DIHs reported it scoring digital services on a scale from 1 to 5. All services have a score higher than 3.

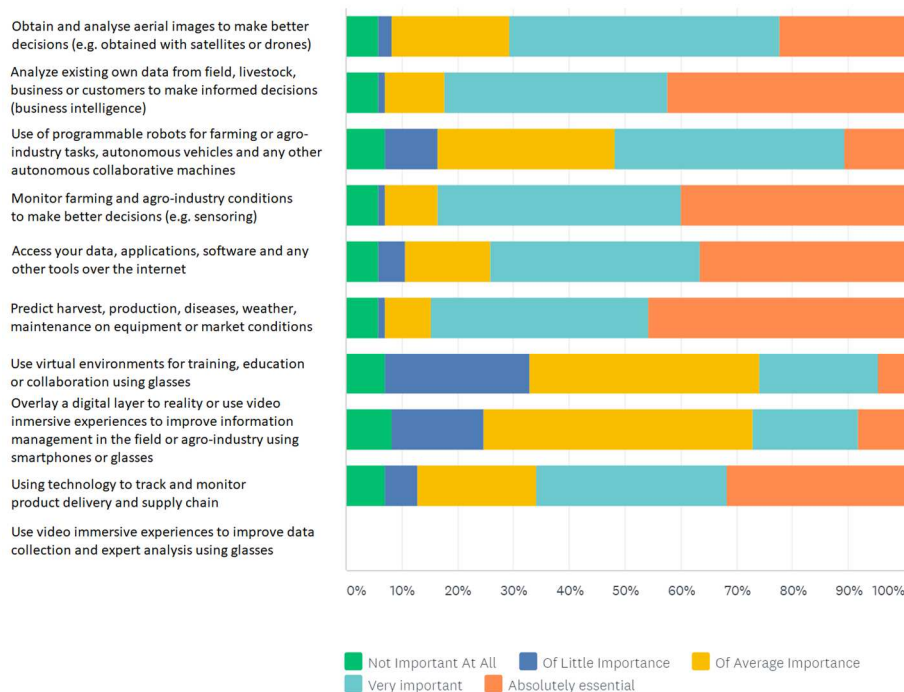


Figure 32 - Importance of digital services for farmers according to DIHs

The services with the highest importance are “Monitor farming and agro-industry conditions to make better decisions (e.g. sensing)” (4.29), “Predict harvest, production, diseases, weather, maintenance on equipment or market conditions” (4.25) and “Analyse existing own data from field, livestock, business or customers to make informed decisions (business intelligence)” (4.24). The lowest score is for “Use virtual environments for training, education or collaboration using glasses” (3.14).

Table 28 - Importance of digital services for farmers’ businesses according to DIHs

Digital Services	Rank 0-5
Obtain and analyse aerial images to make better decisions (e.g. obtained with satellites or drones)	4.19
Analyse existing own data from field, livestock, business or customers to make informed decisions (business intelligence)	4.24
Use of programmable robots for farming or agro-industry tasks, autonomous vehicles and any other autonomous collaborative machines	3.81
Monitor farming and agro-industry conditions to make better decisions (e.g. sensing)	4.29
Access your data, applications, software and any other tools over the internet	4.10

predict harvest, production, diseases, weather, maintenance on equipment or market conditions	4.25
Use virtual environments for training, education or collaboration using glasses	3.14
Overlay a digital layer to reality or use video immersive experiences to improve information management in the field or agro-industry using smartphones or glasses	3.23
Using technology to track and monitor product delivery and supply chain	3.92

We asked DIHs to indicate whether or not they are assessing farmers' needs in specific Digital Services. The most assessed application area is "Monitor farming and agro-industry conditions to make better decisions (e.g. sensing)" (0.73), "Analyse existing own data from field, livestock, business or customers to make informed decisions (business intelligence)" (0.70) and "Access your data, applications, software and any other tools over the internet" (0.67)

Table 29 - Ranking of assessment of farmers' needs

<b>Digital Services</b>	<b>Rank 0-5</b>
Obtain and analyse aerial images to make better decisions (e.g. obtained with satellites or drones)	0.62
Analyse existing own data from field, livestock, business or customers to make informed decisions (business intelligence)	0.70
Use of programmable robots for farming or agro-industry tasks, autonomous vehicles and any other autonomous collaborative machines	0.46
Monitor farming and agro-industry conditions to make better decisions (e.g. sensing)	0.73
Access your data, applications, software and any other tools over the internet	0.67
Predict harvest, production, diseases, weather, maintenance on equipment or market conditions	0.62
Use virtual environments for training, education or collaboration using glasses	0.24
Overlay a digital layer to reality or use video immersive experiences to improve information management in the field or agro-industry using smartphones or glasses	0.25
Using technology to track and monitor product delivery and supply chain	0.52

It is possible to dig more into the needs in order to know what services addressing those needs should be more important for farmers, according to the DIH point of view, and the services DIHs are already offering assessing farmers in concrete application areas. Let's see the latter first.

As we can see in the Figure 33, DIHs are assessing farmers' needs mainly in these application areas:

1. Monitor farming and agro-industry conditions (for example: sensing).
2. Analyse existing own data from field, livestock, business or customers. That is business intelligence.
3. Access data, applications, software and any other tool over the internet.

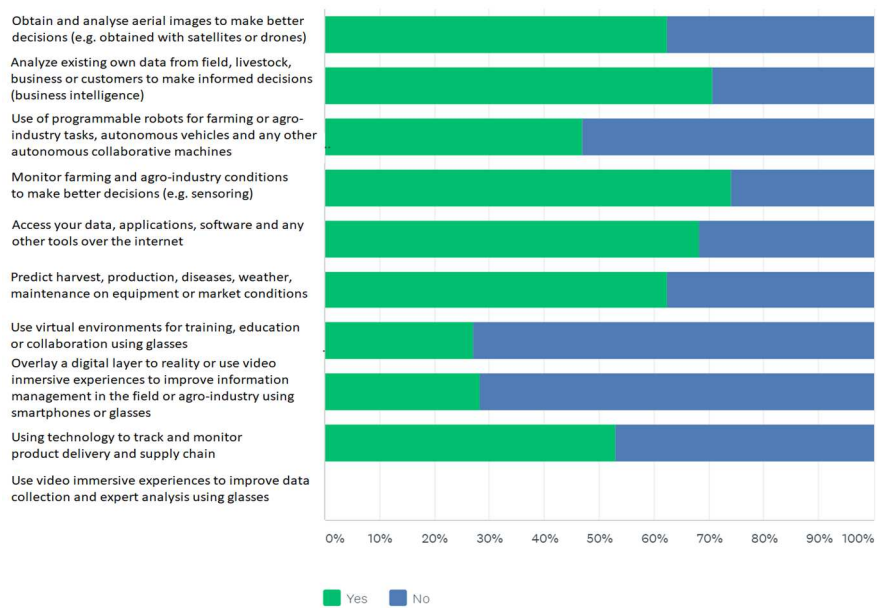


Figure 33 - Application areas assessed by DIHs

If we connect these results with the DIH perception on how important concrete digital services are for farmers, it is possible to see that there is some correlation between the applications areas DIHs are assessing and how important they see digital services.

These two application areas DIHs are assessing the most are two out of the three most important digital services.

We observed a close relationship between importance and ongoing assessments that would show that DIHs are putting efforts in what they consider relevant.

### Assessing vs. Importance

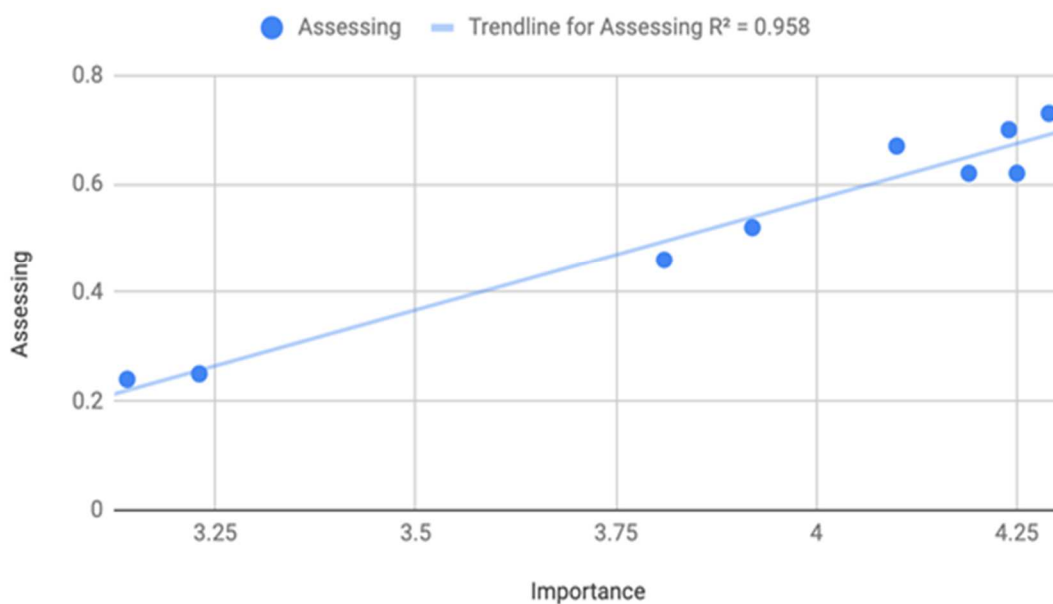


Figure 34 - Assessing versus importance

In view of these results, we can advance that the most important digital services are related to production, like sensing and monitoring, business intelligence and predictive analysis.

## 3.9 SWOT ANALYSIS

In order to be able to have a very wide overview of what strengths, weaknesses, opportunities and threats farmers have we asked them to respond with a free text to some questions. Texts were translated into English for the analysis.

### Farmers

Concerning farmers, the best outcomes come from the "Challenges" question, where profitability and business are perceived as the most challenging, followed up by innovation, work-life balance and succession. In the rest of the questions, production, business and price related words are always the most important.

Strengths are quite related to production and knowledge, also to experience. In fact, they are saying that they have a very good basis to work with, they are strong in the most basic part of the sector.

However, they are not good enough in costs and making the activity as profitable as they would desire.

Threats are just highlighting those weaknesses. They have pointed out competition and prices as the most important aspects they have to deal with. Also, climate is one of their main concerns.

According to that situation, opportunities they remark are just in line to continue improving their strengths, have a big impact in their weaknesses and reduce their threats. These opportunities are related to improving, production, use of data, decision-making and climate.

Detailed information and tables of this analysis can be found below.

---

*Strengths are quite related to production and knowledge, also to experience.*

*Weaknesses: farmers consider they are not good enough in costs and making the activity as profitable as they would desire.*

*Threats: farmers have pointed out competition and prices as the most important aspects they have to deal with. Also, climate is one of their main concerns.*

*Opportunities are related to improving, production, use of data, decision-making and climate.*

---

### Strengths

Production (53), Knowledge (44) and Experience (37), innovation (36) and work (30) are the five most commonly mentioned strengths.

Table 30 - Strengths of Farmers

STRENGTHS	number
production	53
knowledge	44
experience	37

---

innovation	36
work	30
quality	27
technology	25
adaptability	16
perseverance	16



Figure 35 - Strengths of farmers word cloud

### Challenges

There are 5 main categories of answers. Profitability, cost and business (231) is the most common challenge, followed by Innovation (138).

Table 31 - Challenges of Farmers

Challenges	Number
profitability, cost, business	231
innovation	138
work-life balance	88
succession	48
environment&health	48



Figure 36 - Challenges of farmers word cloud

### Opportunities

Production (51), Improvements (47), Data (42), Decision Making (40) and Climate (40) are the five most common opportunities perceived.

Table 32 - Opportunities of Farmers

Opportunities	Number
production	51
improvements	47
data	42
decision-making	40
time	32
costs	31
control	27
efficiency	27
management	26



Figure 37 - Opportunities of farmers word cloud

### Threats

In this case, Price (57), Climate (40) and Competition (27) are the most common threats perceived.

Table 33 - Threats of Farmers

Threats	Number
price	57
climate	40
competition	27
change	25
costs	24
products	23
production	19
farmers	17
market	14



Figure 38 - Threats of farmers word cloud

### Ambitions

Business (51), production (27), and quality (24) are most scored categories.

Table 34 - Ambitions of Farmers

Ambitions	Number
business	56
production	27
quality	24



Figure 39 - Ambitions of farmers word cloud

### Needs to Fulfil Ambitions

In the case of needs to fulfil ambitions, farmers marked as most important issues funding (46), support (40) and technology (36).

Table 35 - Needs of Farmers to fulfil ambitions

Needs	Number
funding	46
support	40
technology	36
prices	31
knowledge	27
innovation	13
products	12



Figure 40 - Main needs to fulfil ambitions mentioned by farmers

Having a look at the most important farmers' needs from section 3.4, we can see that there is a coincidence:

1. The need to optimise farm operations
2. The need to combine and exchange data to create value/ The need to utilise data to make better decisions
3. The need for environmentally-sustainable production

Having in mind that they gave a score of more than 3 in a 1 to 5 scale when talking about the importance of digital services, these opportunities addressed by digitalisation.

We also asked farmers for their ambitions and needs to fulfil them. In relation to the farmer, they mark as more important: business, growth and production. Concerning the latter, they believe they need funding, support and technologies. All this is also in line with the most important services pointed out by farmers, which are the following:

1. Technical support to incorporate new technologies in their farming business
2. Skills and Education
3. Access to finance and funding
4. Participation in pilot projects, demo or testing actions of new products and services for the agrifood sector

## DIHs

Regarding DIHs, similar questions were included in the survey. As every DIH responded in English there was no need to cope with translations.

Generally speaking, DIHs SWOT analysis is very aligned with the rest of the results.

They mention as strengths the words network, innovation and research. This is connected with the results in the sections 3.1 (survey distribution and data collection) and 3.2 (digital innovation hubs ecosystem) where shortcomings of connections from DIHs with farmers and the farming ecosystem are pointed out. However, they have developed more connections between DIHs and research and education centres. On the other hand, DIHs have considered R&D as the most important innovation service from their own point of view.

We also asked them for their main contributions to the sector, then they mention research, innovation and digital; and concerning their ambitions, they mention innovation, and technologies.

Again, research is their main contribution, supporting the previous statement about the importance of R&D for DIHs.

According to their challenges, they are about digital, innovation and funding while their needs to fulfil ambitions are funding, support, network, knowledge and digital technologies.



It is also noticeable that DIHs mention network both as a strength and as a need to fulfil their ambitions.

Regarding technology, it is remarkable that is considered both as an ambition and as a need to fulfil their ambitions.

Also, funding is mentioned as a challenge and as a need to fulfil their ambitions. These is strongly disconnected to farmers and the farming ecosystem, and it is reflected in section 3.4 (table 23), where access to finance and funding is the only innovation service that DIHs perceive less available than farmers.

We can imagine DIHs as research-focused institutions, considering they have a strong network but probably not the right one to connect with farmers and the farming ecosystem, without a clear business model nor customer – centric approach and with a high dependency on public funding.

More details regarding this SWOT analysis can be found below.

---

*Strengths: network, innovation and research.*

*Ambitions: innovation and technologies.*

*Challenges: innovation and funding.*

*Needs: funding, support, network, knowledge and digital technologies.*

---

### Strengths

DIHs mention network, innovation and research as their main strengths, although network has been identified as a key weakness.

Considering innovation and research as strengths is aligned with their connections and ecosystem.

*Table 36 - Strengths of DIHs*

<b>Strengths</b>	<b>Number</b>
network	17
farmers	16
DIH	11
sector	9
innovation	7
research	7



*Figure 41 - Strengths of DIHs*

## Challenges

DIHs mention digital, innovation and funding as challenges.

Table 37 - Challenges of DIHs

Challenges	Number
sector	13
farmers	11
digital	8
farm	7
innovation	7
funding	7



Figure 42 - Challenges of DIHs

## Contribution

When asked about their biggest contributions to the sector, besides common words, DIHs mention research, innovation and digital.

Table 38 - Biggest contributions of DIHs

Contributions	Number
sector	11
agriculture	10
research	10
innovation	8
farmers	7
digital	6



Figure 43 - Biggest contributions of DIHs

## Ambitions

Regarding their ambitions, DIHs mention innovation and technologies.

Table 39 - Ambitions of DIHs

Ambitions	Number
sector	11
farming	10
innovation	9
agriculture	9
farmers	8
technologies	7



Figure 44 - Ambitions of DIHs

## Needs to Fulfil Ambitions

It is noticeable that DIHs mention funding as their main need to fulfil their ambitions, followed by support, network, knowledge and digital technologies.

Table 40 - Needs to fulfil ambitions of DIHs

Needs	number
funding	12
support	10
network	9
need	7
knowledge	7
digital technologies	5



Figure 45 - Needs to fulfil ambitions of DIHs

As final conclusion, best outcomes comes from the “Challenges” question, where profitability and business are perceived as the most challenging, followed up by innovation, work-life balance and succession. In the rest of the questions production, business and price related words are always the most important.

### 3.10 INNOVATION CAPACITY AND ENTREPRENEURIAL MINDSET

We obtain an indicator for the innovation capacity and entrepreneurial mindset of the farmers based on a list of statements that were provided in the farmers' survey. Farmers were asked to agree with them using a range of responses from “not at all” to “very much”, moving through “very little” and “somewhat”.

In most cases "Not at all" has been given a score of 1 and "Very Much" a score of 4, except for the statement "Experience and technical knowledge is the primary driver to make decisions about farm and business" where "Not at all" scores 4 (as it is a false statement) and "Very Much" scores 1.

The average of these numeric scores is the **INNOVAINDEX: Innovation and Entrepreneurship Mindset Indicator**.

---

*INNOVAINDEX: This is an indicator defined as part of the survey methodology. INNOVAINDEX measures the innovation capacity and entrepreneurship mindset of farmers based on their answers to that series of statements. Statements are, with one exception, positive factors to innovation maturity.*

---

This is an indicator defined as part of the survey methodology. InnovaIndex measures the innovation capacity and entrepreneurship mindset of farmers based on their answers to that series of statements. Statements are, with one exception, positive factors to innovation maturity.

A higher InnovaIndex indicates a higher capacity of innovation and entrepreneurship mindset.

#### InnovaIndex Relationship to Sector and Subjective Size of The Farm

An analysis of the variations in InnovaIndex across the different groups of subjective farm size indicates a direct link, with the largest the subjective size of the farm, the higher the capacity of the farm to innovate.

Table 41 - InnovaIndex according to the relative size of farms

Size	INNOVAINDEX	VARIANCE of INNOVAINDEX
Small	2.54	0.12
Small/Medium	2.68	0.26
Medium	2.65	0.16
Medium/Big	2.97	0.11
Big	2.98	0.15
<b>Grand Total</b>	<b>2.70</b>	<b>0.19</b>

InnovaIndex is also strongly linked to the main sector assigned to the farmer, as stated in Table 42. Olive trees, vegetables, fruits and vineyard are the least innovative sectors, while piggery, dairy, poultry and greenhouses are the most innovative ones.

It is noticeable that sample variance is higher for poultry and agroforestry sectors, so these data should be treated with care.

Table 42 - InnovaIndex in relation to main sectors

Main sectors	INNOVAINDEX	VAR of INNOVAINDEX	COUNT of INNOVAINDEX
Olive trees	2.59	0.153	94
Vegetables	2.60	0.094	16
Fruits	2.65	0.155	43
Vineyard	2.67	0.174	23
Arable farming	2.67	0.217	78
Mixed	2.68	0.152	25
Animal husbandry (i.e. cattle, sheep, goat...)	2.70	0.145	58
Agroforestry	2.71	0.308	17
Greenhouses	2.79	0.155	20
Poultry	2.80	0.572	6
Dairy	2.89	0.241	31
Piggery	3.03	0.087	27
<b>Grand Total</b>	<b>2.70</b>	<b>0.184</b>	<b>438</b>

In line with the previous results, InnovaIndex is linked to the subjective size of the farm in every sector.

Table 43 - InnovaIndex according to main sector and subjective size of farms

Sector	Subjective size of the farm				
	1 Smallest	2 Small	3 Medium	4 Big	5 Biggest
Olive trees	2.50	2.57	2.53	3.12	2.91
Vegetables	2.30	2.93	2.80	2.73	2.47
Fruits	2.62	2.81	2.43	3.00	2.69
Vineyard	2.43	2.87	2.53	3.00	2.69
Arable farming	2.47	2.41	2.59	2.88	3.08
Mixed	2.48	2.94	2.66		
Animal husbandry (i.e. cattle, sheep, goat, please give us more detail below)	2.66	2.56	2.68	3.17	3.36
Agroforestry	2.59	2.73	2.80	3.00	2.47
Greenhouses	2.74	2.87	2.70	2.93	3.20
Poultry			2.73	3.03	3.30
Dairy	2.52	2.87	2.87	2.92	3.28
Piggery	2.73	3.02	3.10	2.92	3.06

## InnovaIndex and Challenges

Innovation and entrepreneurship mindset are closely related to a decrease in challenges such as profitability, cost and business, and an increase in challenges such as innovation. InnovaIndex is not related to any other challenges reported by Farmers.

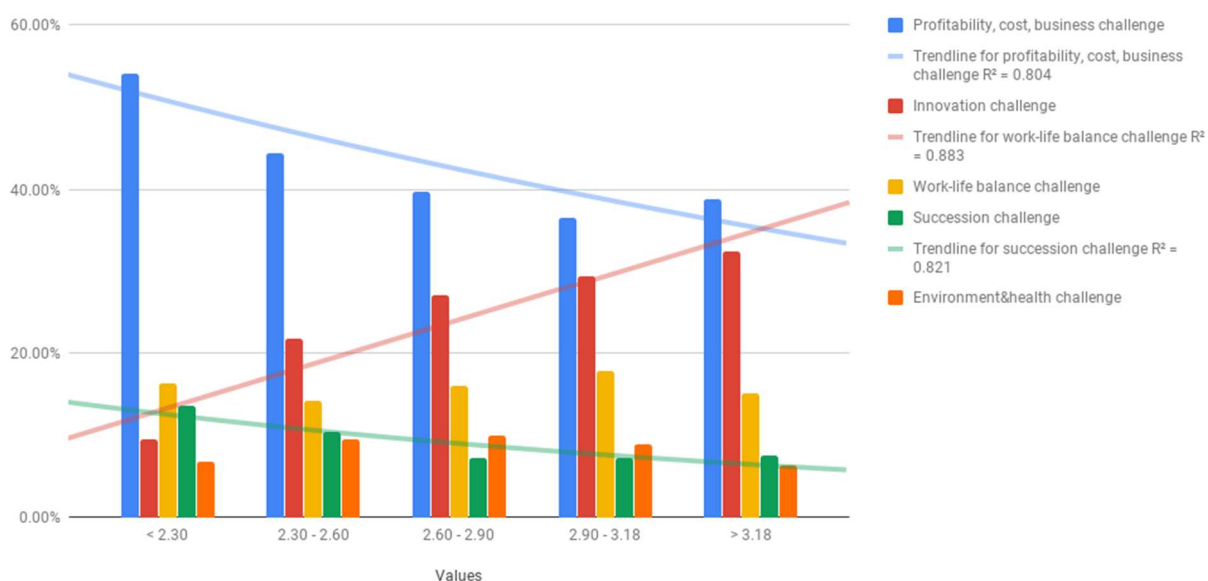


Figure 46 - InnovaIndex and challenges

Table 44 - InnovaIndex in farmers according to challenges

<b>InnovaIndex in farmers x challenges</b>	<b>Grouped INNOVAINDEX</b>					<b>Total</b>
	<b>&lt; 2.30</b>	<b>2.30 - 2.60</b>	<b>2.60 - 2.90</b>	<b>2.90 - 3.18</b>	<b>&gt; 3.18</b>	
Profitability, cost, business	40	47	72	41	31	231
Innovation	7	23	49	33	26	138
Work-life balance	12	15	29	20	12	88
Succession	10	11	13	8	6	48
Environment & health	5	10	18	10	5	48
Mean InnovaIndex	2.02	2.44	2.73	3.01	3.37	2.72
<b>Total of surveys</b>	<b>90</b>	<b>111</b>	<b>170</b>	<b>110</b>	<b>89</b>	<b>570</b>

## Regional Cluster Results and Differences

We analysed the changes in InnovaIndex across the different regions and did not find any significant relationships or differences.

Most relevant outcome from this data is that there is no correlation between InnovaIndex and the Regional Cluster.

Table 45 - InnovaIndex across the different Regional Cluster

<b>Regional Cluster</b>	<b>mean of INNOVAINDEX</b>	<b>variance of INNOVAINDEX</b>	<b>Number of INNOVAINDEX</b>
Iberia	2.64	0.18	242
Italy & Malta	2.65	0.13	110
North-East Europe	2.69	0.30	25
UK & Ireland	2.82	0.19	38
South-East Europe	2.83	0.19	89
North-West Europe	3.04	0.15	41
<b>Grand Total</b>	<b>2.72</b>	<b>0.19</b>	<b>545</b>

## DIH Results and Differences

We analysed the changes in InnovaIndex across the different DIHs that obtained the minimum of 19 completed farmers surveys trying to see if there were any significant trend, pattern, difference, etc. but we did not find any.

Table 46 - InnovaIndex across the different Digital Innovation Hubs

Digital Innovation Hubs	mean of INNOVAINDEX	variance of INNOVAINDEX	Number of INNOVAINDEX
Andalucía Aggrotech DIH	2.63	0.14	106
COLDIRETTI	2.64	0.15	53
DIHGAS: Digital Innovation Hub for Galician Sector.	2.62	0.19	31
RIOHUB	2.63	0.19	22
UE COOP	2.66	0.12	24
<b>Grand Total</b>	<b>2.63</b>	<b>0.15</b>	<b>236</b>

Once the analysis was developed assessing the variation in the InnovaIndex across the different groups of farms categories (farm size, sectors, farm subjective size, etc.), the following main insights were extracted:

- Bigger farms show an overall higher innovation capacity and entrepreneurship mindset in all sectors (InnovaIndex).
- A higher InnovaIndex is usually associated with farmers that perceive innovation as more challenging than profitability. Small and Medium farms give more priority to profitability. This indicates bigger farms are more aware of the importance of digital innovation, being one step ahead of medium and smaller farms.
- InnovaIndex is also closely linked to sectors (so there are sectors that are more innovative than others) and challenges (more innovative farms declare innovation as more challenging than profitability and business) but not to RC nor DIHs.

### 3.11 FLAGSHIP INNOVATION EXPERIMENTS

We analysed Flagship Innovation Experiments (FIEs) catalogued in SmartAgriHubs<sup>12</sup> in terms of digitalisation needs covered and innovation services provided.

Regarding the digitalisation needs, a score of 1 was assigned if the need was specifically covered by the FIE, or zero if it was not. Same scoring was applied to innovation services being delivered by FIEs to farmers, assigning 1 if it was explicitly delivered, and a 0 if it was not.

It is noticeable that scoring is assigned considering farmers as target beneficiaries of FIEs, while the agri-food industry and consumers and the whole society are users (regarding user acceptance). In case of considering the service providers as beneficiaries results may show remarkable differences.

Table 47 - Needs covered by FIEs

<sup>12</sup> Deliverable 3.2 IE Execution Plan and Flagship Innovation Experiments section in SmartAgriHubs website: <https://smartagrihubs.eu/flagship-innovation-experiments>



Needs Covered by FIEs	Value
The need to "Track and Trace" quality products from farm-to-fork	0.21
The need to optimise farm operations	<b>0.75</b>
The need for changing the way to do business	0.21
The need to combine and exchange data to create value/ The need to utilise data to make better decisions	<b>0.86</b>
The need for environmentally-sustainable production	0.50

Source table: Own elaboration based on Deliverable 3.2 IE Execution Plan and Flagship Innovation Experiments section in SmartAgriHubs website.

*The needs covered in FIEs are aligned with surveys for both farmers and DIHs. The first in the classification is "The need to utilise data to make better decisions" followed by "The need to optimise farm operations"*

Flagship Innovation Experiments most delivered innovation services are product testing, R&D, skills and education and technical support. These four innovation services are also the most important for farmers.

For DIHs, these four innovation services are also considered important, along with Community Building, Visioning and Strategy Development, Access to finance and funding and User acceptance.

Table 48 - Innovation services delivered by FIEs

Innovation services delivered by FIEs	Value
Access to finance and funding	0.04
Business planning support	0.29
Skills and Education	<b>0.43</b>
(Collaborative) R&D	<b>0.68</b>
Technical Support	<b>0.43</b>
Product testing	<b>0.75</b>
Incubator/Accelerator	0.18
Mentoring (in the network)	0.11
Visioning and Strategy Development	0.18
User acceptance	0.18
Community Building	0.11

Source table: Own elaboration based on Deliverable 3.2 IE Execution Plan and Flagship Innovation Experiments section in SmartAgriHubs website.

Flagship Innovation Experiments are focused in bringing technology to farmers, covering opportunities related to the improvement of production and the creation of value with data. Helping in the long term to the digital and innovation challenges.

Results are aligned with surveys for both farmers and DIHs, the digitalisation needs most covered are **data** ("The need to combine and exchange data to create value/The need to

utilise data to make better decisions”) and **optimization of farm operations** (“The need to optimise farm operations”), followed up by “The need for environmentally-sustainable production”.

The least covered digitalisation needs are **traceability** (“The need to “Track and Trace” quality products from farm-to-fork”) and **business model innovation** (“The need for changing the way to do business”), also aligned with farmers and DIHs.

**In terms of digitalisation needs, Flagship Innovation Experiments are closely aligned to farmers and DIHs priorities and perception.**

As a suggestion, the SAH project should promote (with open calls and other methods) those experiments that help to provide services less represented in the actual Flagship Innovation Experiments within the project. Thus, experiments that deliver services in community building, mentoring through networks and access to finance and funding.

## 4. CONCLUSIONS AND RECOMMENDATIONS

This chapter aims at connecting the results obtained to deliver actionable conclusions in order to help DIHs and RCs to unleash the innovation potential for digital transformation in the agrifood sector by boosting the uptake of digital solutions by the farming sector.

Five main transversal topics were extracted from the cross - analysis of the results:

- The role of the Digital Innovation Hubs in the digital innovation of the agrifood sector, that refers to general conclusions about the DIHs ecosystem and network connections, digitalisation needs, digitalisation services, innovation services and cloud service. How farmers are still focused on optimizing production opposed to changing business model with a customer - centric approach, as initially suggested by the results about digitalisation needs of farmers and DIHs and supported by the overall results.
- The key differences between farmers regarding digital needs and innovation services, as identified in the results regarding InnovaIndex.
- Actionable analysis of the innovation services to be provided by DIHs, coming from the farmers perspective on innovation services and the evidence that DIHs need a tool to incorporate that perspective and take action.
- Lessons learned about methodology, with specific topics considered useful to further projects in the agrifood sector.

Every topic includes conclusions and general recommendations to be taken into consideration by Digital Innovation Hubs and adapted to their local ecosystems.

In addition, it has also been tried to extract the key trends on which it is necessary to reinforce the DIH capacity building tasks throughout the project, in order to be a successful approaching with the agrifood sector.

### 4.1 DIHS ROLE IN DIGITAL INNOVATION

We identified six main issues about DIHs that are worth a more thoughtful analysis: Ecosystem, digitalisation Needs, Vision of "Digital", Cloud Services, Digital Services and Innovation Services.

- **Ecosystem:** Most DIHs network connections are with University/Research Centres, Local SMEs, Competence Centres, Farmer associations and communities, local governments and education & training institutes. **Connections with larger local businesses and start-up programmes are less common.**

Digital Innovation Hubs, in SmartAgriHubs, are meant to serve the farming ecosystem and their customers but the results of the survey participation show a lack of connection with them. The focus on education, government and institutions also influences the vision of innovation services provided by the DIHs.

DIHs need to start mapping their agrifood innovation ecosystem, including the connections mentioned in the survey (University and research centres, local innovative SMEs, competence centres, farmer associations and communities, local governments, education and training institutes, local larger businesses and incubator, accelerator and any other start-up programs), but also any other relevant organisations, people, services and resources related to agrifood innovation<sup>13</sup>.

---

<sup>13</sup> <https://www.startupcommons.org/blog/mapping-startup-ecosystems>

Then, connections with the farming ecosystem need to be fostered by developing community-based customer-centric strategies, with clear objectives and key results<sup>14</sup>, real time monitoring and co-creation and knowledge-sharing sessions both within local ecosystems and Regional Clusters at European level.

- **Digitalisation Needs:** DIHs are aligned with farmers in their perception of the digitalisation needs of the farming ecosystem, both detecting as most needed “optimize production” and least needed “track and trace” and “change business models”.

On the one hand, this alignment is a good starting point, showing that DIHs and farmers are both incumbents in the farming ecosystem with shared perspectives.

On the other hand, business model innovation, transformation and disruption are fundamental in digital innovation. Then, communication and awareness of these issues will be key to allow DIHs to lead the digital innovation.

Good examples about communicating innovation are: curating existing content and distributing it via periodic newsletter, web and social media; organising live events for innovators in agrifood to show their own approach, or hosting informal and experiential education events like business hackathons and innovation design workshops.

- **Vision of “digital”:** The **DIHs vision of the concept of “digital” is more focused on data and culture, mindset or business processes** than in technology and customer-centric activities. Again, raising awareness on technology and customer-centric approaches will be fundamental to give the DIHs tools to lead the farming ecosystem digital shift.
- **Digital services:** As observed in the Farmers surveys, the **digital services considered more relevant by respondents from the DIHs point of view are those associated to production (monitoring, sensing, descriptive and predictive analysis)**. We extend the recommendation of raising awareness about digital services with deeper impact on business models and customer relationship.
- **Innovation services:** Participation in R&D collaborative projects, Community building, Visioning and Strategy Development and Skills and Education are the innovation services that DIHs consider more important while Incubator/Accelerator is the least important.

Priorities in terms of innovation services are consistent with the influence of the network previously analysed in this subchapter.

Although community building is considered important for most DIHs the ecosystem analysis and lack of connections resulting from the scarcity of surveys, shows that improvement is needed in this respect.

This report shows the differences between the perception of innovation of DIHs and farmers ecosystem. Communication and monitor the perspective of farmers to DIHs periodically in a structured manner, like this report, will be fundamental for them to gain perspective and alignment on farmer’s needs.

- **Cloud services:** When we analyse cloud services, DIHs consider that the cloud services more commonly used by Farmers are actually the least important ones for a successful digitalisation of the sector, with the exception of Farms Management Applications.

---

<sup>14</sup> <https://rework.withgoogle.com/guides/set-goals-with-okrs/steps/introduction/>

Although cloud is considered to be the entry point to digital transformation and businesses in Europe are using these services very little, DIHs seems to understand that suffice.

DIHs should develop a strategy in order to create awareness on cloud services as well as providing skills and education.

## 4.2 PRODUCTION IS STILL IN THE FOUNDATION ROOTS OF EUROPEAN FARMERS

**Farmers put the need to optimize farm operations as their main need in relation to digital transformation.** Most concepts indicated in the SWOT analysis-related questions of the survey are somehow tied to production: Strengths mentioned include production, knowledge and experience; Threads include price, climate and competition; Ambitions include business growth, continuation and production. **What they need to fulfil their ambitions is funding, support, technology and prices.**

**This Farmers focus on production is matched by the DIHs.** The optimization of farm operations is also in the top of the list of needs for both of them, at the same level as the utilization of data and the need for environmentally-sustainable production.

**It is interesting to observe that for both farmers and DIHs the needs “to change the way they do business” and “to track and trace” are less interesting.** This pattern is consistent and uniform for all sectors and there are only slight differences in Organic, Agroforestry and Fruits and Vegetables, where the relative interest in the utilization of data is slightly lower than in the rest of the group. The interest in environmentally-sustainable production is slightly higher. The lowest interest across all sectors, sizes and Regional Clusters is the “need to change the way they do business”.

These priorities are aligned with the definition of “digital” reported by Farmers and DIHs. According to their answers, in **both groups “digital” is considered in its relation to culture and business processes** (constant innovation, flat decision-making, and the integration of technology into all phases of the business as stated in the survey). This option was indicated significantly more often than the other options presented in the survey. Data and analytics activities as well as innovation-related activities, followed in popularity.

It is worth mentioning that definitions of “digital” in relation to customers and marketing were seldom selected by both Farmers and DIHs. This is aligned with the prioritisation of production and the traditional agrifood distribution funnel composition in Europe<sup>15</sup>, which show a deep disconnection between producers and customers.

This prioritisation of production-related issues is also observed in the answers to questions related to digital services. **The most important digital services indicated by DIHs are those related to productivity: sensing, predictive analysis and business intelligence.**

**While the focus on productivity is understandable and positive, it is important to ensure that Farmers and DIHs go beyond “digital” as an incremental innovation on means of production and pay attention to changes in business models and customer-centric approaches too.** Production-related interventions are easily accepted by the sector as they have a direct impact in sales, productivity, etc., but other aspects of

---

<sup>15</sup> *The supply funnel in Europe* ([https://www.weltagrarbericht.de/reports/NAE/images/NAE\\_2\\_2-22.psd.jpg](https://www.weltagrarbericht.de/reports/NAE/images/NAE_2_2-22.psd.jpg))

digital such as business model innovation, transformation and disruption, customer-centric approach and digital culture can't be neglected<sup>16</sup>.

Strategies to reinforce the innovation related to production are well needed, mainly starting with a set of ecosystem building tools and skills to the DIHs, communication strategies and curated content to keep on leading innovation in their local agrifood ecosystem.

Thinking out-of-the-box is difficult for the incumbents in every sector, and that is also reflected for DIHs and the agrifood sector in terms of business model innovation, transformation and disruption and customer-centric approach.

Identifying the innovators, helping them to explore different approaches like the customer-centric and business model innovation ones will be needed to make a more significant impact. Trying different approaches like business innovation factories, where the change is designed by an entrant or disruptor; or partnership between the agrifood ecosystem and startups and pure digital companies needs to be evaluated in order to foster the cultural changes needed to take advantage of the vibrant European agrifood sector.

Overall, DIHs need to start having and sharing experiences about innovating in the agrifood sector.

### 4.3 DIFFERENT FARMERS, DIFFERENT NEEDS

Most of the aspects analysed in this report are related to the size of farms: digitalisation needs, innovation services importance and availability, innovation and entrepreneurship mindset, innovation and profitability challenges. Subjective size impacts the perceived necessity for these interventions more than any other characteristic of the farms, such as the sector or the Regional Cluster.

Considering the variety of sectors included in the analysis, subjective size reflects better the economic dimension of the farm, an indicator widely used in EU agriculture analysis as ESU<sup>17</sup> (economic size units). This way, having in mind all the indicators of size provided in the survey, including size in number of workers, size in Has and number of livestock, it is the subjective size classification the one that throws more interesting results in the analysis.

Size measured in number of livestock shows also some consistency, as it does for size in terms of number of workers. Two indicators closely related to the economic dimension of the farm. Also, the size measured in number of Has shows no relationship at all with every other aspect of the farm, considering that greenhouses and agroforestry could be both considered small with a huge difference in terms of Has.

We extracted the following insights based on that subjective size classification (five categories from small to big):

- **Bigger farms in every sector show an overall higher innovation capacity and entrepreneurial mindset, reflected in the report as InnovaIndex.** InnovaIndex is an indicator defined as part of the survey methodology that measures the innovation capacity and entrepreneurship mindset of farmers based on their answers to a series of statements that shows a consistent behaviour explaining differences between farmers.
- A higher InnovaIndex is usually associated with farmers that perceive innovation as more challenging than profitability. **Small and Medium farms give more priority to**

---

<sup>16</sup> *Why digital strategies fail*, MacKinsey (<https://www.mckinsey.com/business-functions/digital-mckinsey/our-insights/why-digital-strategies-fail>)

<sup>17</sup> [https://ec.europa.eu/eurostat/statistics-explained/index.php/Glossary:European\\_size\\_unit\\_\(ESU\)](https://ec.europa.eu/eurostat/statistics-explained/index.php/Glossary:European_size_unit_(ESU))

**profitability.** This indicates bigger farms are more aware of the importance of digital innovation, being one step ahead of medium and smaller farms.

- **Bigger farms give more importance to their digital needs. While sharing priorities, the need to optimize their farm operations and to utilize data to make better decisions are considered even more relevant than in smaller farms, that give more relative importance to the need “to track and trace” and “environmentally-sustainable production”.**
- Some services are clearly more relevant in **larger farms** than in smaller farms, such as **Participation in collaborative projects, Technical support to incorporate new technologies and Participation in pilot projects, demo or testing action**
- For these **large units, the gap between the availability and the importance is negative for the innovation service access to finance and funding. So, bigger farms perceive more availability of finance and funding than the importance they give to this service.**

This is an interesting behaviour that is not found in other innovation services or in smaller farms. This should lead to monitor and evaluate the impact of the finance and funding services for bigger farms in terms of digital transformation.

- A higher innovation capacity and entrepreneurship mindset is also strongly linked to more industrialised sectors like piggery, dairy, poultry and greenhouses. On the other hand, olive trees, vegetables, fruits and vineyard are the least innovative sectors. But the **location of the farm in terms of Regional Cluster doesn't explain differences in terms of innovation capacity or entrepreneurship mindset.** Innovators are everywhere and they appear to choose some specific sectors to thrive.

These points confirm that there is an alignment and successful performance of innovation services in larger farms and specific sectors. These farms are aware of the need to innovate and the importance of innovation services and services provided by DIHs are aligned with their needs. We can deduce that the impact is being positive and they want more of it: They report being more challenged by innovation than by profitability.

**The biggest challenge now is to improve awareness and the provision of services and support to smaller farms and less innovative sectors.**

## 4.4 AN ACTIONABLE GUIDE FOR INNOVATION SERVICES

We found four different relationships between perceived importance and availability (expressed as the gap between the importance and the availability) of the innovation services from the farmers' point of view:

- **(Hi-Imp/Sm-Gap)** high importance, small gap: this reflects the situation in which innovation services that farmers consider important are also perceived by the farmers to be delivered by DIHs.
- **(Hi-Imp/Bi-Gap)** high importance, big gap: this describes the situation in which innovation services that farmers consider important, are perceived not yet to be fully delivered by DIHs.
- **(Lo-Imp/Sm-Gap)** low importance, small gap: this pinpoints the situation in which innovation services that farmers consider unimportant are perceived to be delivered by DIHs.
- **(Lo-Imp/Bi-Gap)** low importance, big gap: this is about the situation in which farmers do not know whether innovation services that farmers consider unimportant are delivered by DIHs or not.

Although specific strategies need to be defined for each of the services, this preliminary classification in quadrants enables us to give initial recommendations for each of the four categories studied.

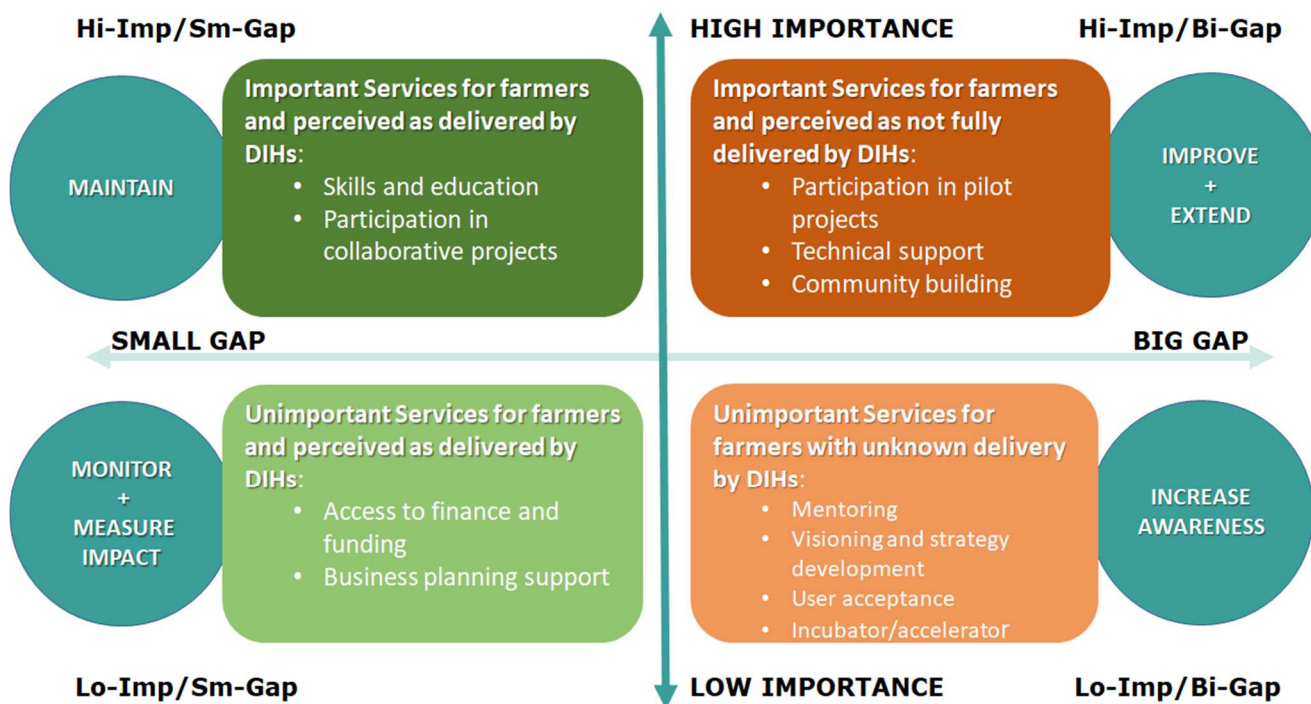


Figure 47 - Innovation services quadrant according to importance and gap between importance and availability

Services that are important and are properly delivered (**Hi-Imp/Sm-Gap**) include skills and education, and participation in collaborative projects. The interventions in relation to these services should be maintained.

**Services that are important but are not properly delivered (**Hi-Imp/Bi-Gap**) include the technical support, participation in pilot projects and community building. The delivering entities should make a reflection and analyse the way these services have been traditionally delivered as well as what corrective actions could improve the delivery of these services to farmers across Regional Clusters.** The general recommendation for services in this quadrant is to improve & extend.

Moving on to the analysis of services that have lower priorities and for which delivery expectations are met (**Lo-Imp/Sm-Gap**), this quadrant includes the access to finance and funding and business planning support. These services are required to ensure the viability of projects and are dependencies for many of the remaining services so they shall not be overlooked. Thus, we recommend to **continuously monitor them and measure their impact**, but there are no immediate interventions required.

Lastly, services that are reported as relevant and for which there are demands of improvement (**Lo-Imp/Bi-Gap**) are mentoring, visioning and strategy development, user acceptance and incubator/accelerator. Once (**Hi-Imp/Bi-Gap**) services are satisfied, the focus on improvements could move to these services. Increasing the overall awareness of initiatives covering these services could be a quick win for this category.

It is noticeable that DIHs perception about the importance and availability of innovation services is more optimistic than farmers', except for the access to finance and finance. Considering this bias, it is even more relevant that DIHs contrast their perception with data about the farmers' point of view.

Besides general recommendations for innovation services stated in this subchapter, providing this methodology as a self-assessment tool for DIHs, including survey design, distribution, collection and analysis tools could lead to a better understanding of the perception of



innovation services for their local ecosystem. Global and specific actions for every aspect of the innovation services would surely increase the impact on digital innovation in the agrifood sector all over Europe.

## 4.5 METHODOLOGICAL REFLECTION

This subchapter includes the lessons learned along the survey design and data collection and analysis that served as the main basis for this deliverable. Connecting with an incipient network of hubs and farmers **all over Europe and collecting more than a thousand of surveys in a few weeks by digital means in the agrifood sector** is as challenging as satisfactory.

The first remarkable thing is the level of participation in general in both surveys. The total amount of surveys analysed reaches almost 1000. DIHs participation rate has been really high overpassing 60% and almost reaching 30% in the case of farmers and farming community. Both figures are clearly a success, although during the survey collection **many of the DIHs had no access to farmers**, as they are mainly driven by technology providers. Bringing closer these DIHs to farmers and the farming sector is one of the main challenges of this project. For that reason, we have tried to provide throughout this document some keys to be able to face it.

It is also important to highlight that a high number of respondents did not indicate the DIH and/or Regional Clusters they belong to, meaning that most respondents are not aware of the existence of this structure, at least in their territories.

The recommendation given in the data collection plan about a minimum number of surveys per DIH and Regional Cluster was validated in the analysis stage, as we observed only Regional Clusters with more than 20 surveys throw consistent analysis. **Although Regional Clusters that met this requirement have been considered for Regional Cluster based analysis, it is not possible to develop full Regional Cluster based analysis. This shortlist of Regional Clusters includes Iberia, Italy & Malta, North-West Europe, South-East Europe, and UK & Ireland.**

We observed that **surveys responded in mother tongues had significantly higher completion rates**, being a key factor of success the support of RC and DIHs in this multilingual approach. Most respondents preferred surveys in their mother tongues.

**During the analysis of farmers surveys, we observed that the quantitative data coming from the Ecosystem respondents was considerably different from that provided by Producers.** (74% producers vs 25% ecosystem)

**The list of proposed sectors for Farmer Classification seems suited for this analysis.** After extracting the vineyard category out of "Other", only 10% of respondents were not associated with at least one of the sectors listed. This extraction of the Vineyard sector validates the recommendation made to add Other as an option in lists and allowing respondents to personalize their answer.

**The distribution of sectors is affected by the origin of the answers.** For example, the most popular sectors overall are Arable Farming and Olive Trees, two very popular sectors in Iberia and Italy & Malta, the two regions with the largest number of responses.

## 5. ANNEX I: ADDITIONAL TABLES

Table 49 - Digitalisation needs farmers x main sector

Digitalisation needs farmers x main sector	The need to "Track and Trace" quality products from farm-to-fork	The need to optimise farm operations	The need for changing the way to do business	The need to utilise data to make better decisions	The need for environmentally - sustainable production	AVERAGE NEEDS
Poultry	2.67	3.17	3.00	3.17	2.83	2.97
Arable farming	2.71	3.37	3.03	3.19	2.99	3.06
Dairy	2.81	3.48	2.94	3.65	3.16	3.21
Animal husbandry (ie. cattle, sheep, goat)	3.34	3.48	3.16	3.19	3.24	3.28
Greenhouses	2.80	3.65	3.20	3.35	3.50	3.30
Olive trees	3.11	3.51	3.21	3.31	3.36	3.30
Fruits	3.26	3.70	3.05	3.33	3.19	3.30
Vineyard	3.00	3.61	2.74	3.43	3.78	3.31
Agroforestry	3.29	3.57	3.43	3.07	3.29	3.33
Piggery	3.30	3.67	3.19	3.33	3.22	3.34
Mixed	3.44	3.52	3.20	3.24	3.64	3.41
Vegetables	3.63	3.56	3.56	3.19	3.25	3.44
<b>AVERAGE</b>	<b>3.09</b>	<b>3.52</b>	<b>3.12</b>	<b>3.29</b>	<b>3.27</b>	<b>3.26</b>

Table 50 - Digitalisation needs farmers producers x size Has

Digitalisation needs farmers producers	Size in Has			Grand Total
	1- Less than 5 Has	2- Between 5 and 30 Has	3- More than 30 Has	
The need to "Track and Trace" quality products from farm-to-fork	2.85	3.07	3.13	3.06
The need to optimise farm operations	3.32	3.39	3.62	3.50
The need for changing the way to do business	3.11	3.12	3.14	3.13
The need to utilise data to make better decisions	3.22	3.13	3.36	3.26

The need for environmentally-sustainable production	3.23	3.17	3.32	3.26
<b>Average Digitalization Needs</b>	<b>3.14</b>	<b>3.18</b>	<b>3.32</b>	<b>3.24</b>

Table 51 - Digitalisation needs farmers producers x size livestock

Digitalisation Needs Farmers Producers	Size Livestock			Grand Total
	1- Less than 75 livestock animals	2- Between 75 and 300 livestock animals	3- More than 300 livestock animals	
The need to "Track and Trace" quality products from farm-to-fork	2.82	3.02	3.18	3.05
The need to optimise farm operations	3.36	3.41	3.69	3.53
The need for changing the way to do business	3.07	3.16	3.19	3.16
The need to utilise data to make better decisions	2.93	3.31	3.47	3.30
The need for environmentally-sustainable production	3.00	3.12	3.27	3.17
<b>Average Digitalization Needs</b>	<b>3.04</b>	<b>3.20</b>	<b>3.36</b>	<b>3.24</b>

Table 52 - Digitalisation needs farmers producers x relative size

Digitalisation Needs Farmers Producers	RELATIVE SIZE					Grand Total
	1	2	3	4	5	
The need to "Track and Trace" quality products from farm-to-fork	3.01	3.14	3.12	3.07	3.08	3.09
The need to optimise farm operations	3.39	3.45	3.49	3.78	3.76	3.52
The need for changing the way to do business	3.04	3.14	3.09	3.24	3.27	3.12
The need to utilise data to make better decisions	3.17	3.28	3.24	3.59	3.47	3.29
The need for environmentally-sustainable production	3.22	3.35	3.21	3.37	3.35	3.27
<b>Average Digitalization Needs</b>	<b>3.17</b>	<b>3.27</b>	<b>3.23</b>	<b>3.41</b>	<b>3.39</b>	<b>3.26</b>

Table 53 - Digitalisation needs farmers producers x number of workers

Digitalisation needs farmers producers X number of workers	NUMBER OF WORKERS			
	1- Less than 2 people	2- Between 2 and 10 people	3- More than 10 people	Grand Total
The need to "Track and Trace" quality products from farm-to-fork	2.88	3.18	3.13	3.09
The need to optimise farm operations	3.35	3.56	3.63	3.52
The need for changing the way to do business	2.93	3.22	3.12	3.12
The need to utilise data to make better decisions	3.07	3.33	3.45	3.29
The need for environmentally-sustainable production	3.18	3.32	3.25	3.27
<b>Average Digitalization Needs</b>	<b>3.08</b>	<b>3.32</b>	<b>3.32</b>	<b>3.26</b>

Table 54 - Subjective size of the farm x importance of services, availability of services

Subjective size of the farm x importance of services, availability of services	Relative Size					Grand Total
	Small 1	Small /Medium 2	Medium 3	Medium /Big 4	Big 5	
<b>IMPORTANCE</b>						
Access to finance and funding	3.58	3.91	3.99	4.02	3.90	3.87
Business planning support	3.63	3.72	3.87	3.86	3.73	3.77
Skills and Education	4.00	3.95	4.06	4.14	4.02	<b>4.03</b>
Participation in collaborative projects with R&D companies, universities and other entities	3.79	3.80	3.88	4.17	4.23	<b>3.91</b>
Technical support to incorporate new technologies in your farming business	3.89	4.13	4.13	4.33	4.35	<b>4.12</b>
Participation in pilot projects, demo or testing actions of new products and services for the agrifood sector	3.62	3.88	3.84	4.10	4.31	3.87
Incubator/Accelerator	3.43	3.47	3.51	3.36	3.46	3.47
Mentoring	3.63	3.71	3.66	3.69	3.67	3.67
Visioning and Strategy Development	3.57	3.75	3.73	3.64	3.88	3.71
User acceptance	3.63	3.61	3.54	3.48	3.65	3.58
Community Building	3.81	3.96	3.85	4.00	3.87	3.88
<b>AVAILABILITY</b>						

Access to finance and funding	2.74	3.50	3.17	3.52	3.96	<b>3.25</b>
Business planning support	2.21	2.66	2.55	3.19	2.96	2.59
Skills and Education	3.32	3.45	3.15	3.33	3.42	<b>3.29</b>
Participation in collaborative projects with R&D companies, universities and other entities	2.20	2.74	2.48	3.24	3.42	2.63
Technical support to incorporate new technologies in your farming business	2.51	2.89	2.95	3.43	3.19	<b>2.91</b>
Participation in pilot projects, demo or testing actions of new products and services for the agrifood sector	2.14	2.32	2.64	2.95	3.04	2.55
Incubator/Accelerator	1.67	1.87	1.86	1.95	2.00	1.84
Mentoring	2.27	1.97	2.11	2.52	2.19	2.17
Visioning and Strategy Development	2.01	2.24	2.09	2.43	2.35	2.16
User acceptance	2.03	1.97	1.95	2.10	2.23	2.02
Community Building	2.33	2.63	2.44	3.24	2.38	2.51
<b>IMPORTANCE</b>	<b>3.69</b>	<b>3.81</b>	<b>3.82</b>	<b>3.89</b>	<b>3.92</b>	<b>3.81</b>
<b>AVAILABILITY</b>	<b>2.31</b>	<b>2.57</b>	<b>2.49</b>	<b>2.90</b>	<b>2.83</b>	<b>2.54</b>
<b>GAP</b>	<b>1.38</b>	<b>1.24</b>	<b>1.33</b>	<b>0.99</b>	<b>1.08</b>	<b>1.27</b>
Access to finance and funding	0.84	0.41	0.82	0.50	-0.06	0.63
Business planning support	1.41	1.07	1.32	0.67	0.77	1.18
Skills and Education	0.68	0.50	0.91	0.81	0.60	<b>0.74</b>
Participation in collaborative projects with R&D companies, universities and other entities	1.60	1.07	1.39	0.93	0.81	<b>1.28</b>
Technical support to incorporate new technologies in your farming business	1.37	1.24	1.18	0.90	1.15	<b>1.21</b>
Participation in pilot projects, demo or testing actions of new products and services for the agrifood sector	1.48	1.57	1.20	1.14	1.27	1.33
Incubator/Accelerator	1.76	1.61	1.65	1.40	1.46	1.62
Mentoring	1.36	1.74	1.55	1.17	1.48	1.49
Visioning and Strategy Development	1.56	1.51	1.64	1.21	1.54	1.55
User acceptance	1.60	1.63	1.59	1.38	1.42	1.56
Community Building	1.49	1.33	1.42	0.76	1.48	1.37

Table 55 - Main sector x importance of services, availability of services (1)

MAIN SECTOR X IMPORTANCE OF SERVICES, AVAILABILITY OF SERVICES	Main Sector					
	Agroforestry	Animal husbandry	Arable farming	Dairy	Fruits	Greenhouses
<b>IMPORTANCE</b>						
Access to finance and funding	3.57	3.66	3.90	4.13	3.88	4.10
Business planning support	3.50	3.76	3.79	3.77	3.77	3.95
Skills and Education	3.36	4.17	3.86	4.13	3.93	4.45
Participation in collaborative projects with R&D companies, universities and other entities	3.79	3.88	3.91	3.55	3.93	3.90
Technical support to incorporate new technologies in your farming business	3.64	4.00	4.27	4.16	4.14	4.55
Participation in pilot projects, demo or testing actions of new products and services for the agrifood sector	3.79	3.60	4.15	3.48	3.93	4.00
Incubator/Accelerator	3.21	3.24	3.46	3.10	3.65	3.75
Mentoring	3.50	3.90	3.78	3.55	3.58	3.70
Visioning and Strategy Development	3.36	3.53	3.64	3.45	3.67	3.80
User acceptance	3.07	3.31	3.45	3.45	3.70	3.90
Community Building	3.71	3.95	3.76	3.97	3.86	4.10
<b>AVAILABILITY</b>						
Access to finance and funding	3.00	3.55	3.13	3.32	3.14	3.50
Business planning support	2.43	2.62	2.67	2.81	2.81	2.20
Skills and Education	3.71	3.41	2.95	3.58	3.28	3.20
Participation in collaborative projects with R&D companies, universities and other entities	2.43	2.31	2.51	2.48	2.67	2.70
Technical support to incorporate new technologies in your farming business	2.57	2.72	3.23	3.65	2.67	3.00
Participation in pilot projects, demo or testing actions of new products and services for the agrifood sector	2.14	2.28	2.79	2.87	2.40	3.00
Incubator/Accelerator	2.14	1.66	1.90	1.90	1.84	2.40
Mentoring	2.29	2.48	2.21	2.55	2.02	2.00

Visioning and Strategy Development	2.00	2.14	2.15	2.16	2.30	2.30
User acceptance	2.14	1.83	2.05	2.61	1.88	1.80
Community Building	2.57	2.79	2.62	2.87	2.16	2.30
<b>IMPORTANCE</b>	<b>3.50</b>	<b>3.73</b>	<b>3.82</b>	<b>3.70</b>	<b>3.82</b>	<b>4.02</b>
<b>AVAILABILITY</b>	<b>2.49</b>	<b>2.53</b>	<b>2.56</b>	<b>2.80</b>	<b>2.47</b>	<b>2.58</b>
<b>GAP</b>	<b>1.01</b>	<b>1.20</b>	<b>1.25</b>	<b>0.90</b>	<b>1.35</b>	<b>1.44</b>
Access to finance and funding	0.57	0.10	0.77	0.81	0.74	0.60
Business planning support	1.07	1.14	1.13	0.97	0.95	1.75
Skills and Education	-0.36	0.76	0.91	0.55	0.65	1.25
Participation in collaborative projects with R&D companies, universities and other entities	1.36	1.57	1.40	1.06	1.26	1.20
Technical support to incorporate new technologies in your farming business	1.07	1.28	1.04	0.52	1.47	1.55
Participation in pilot projects, demo or testing actions of new products and services for the agrifood sector	1.64	1.33	1.36	0.61	1.53	1.00
Incubator/Accelerator	1.07	1.59	1.56	1.19	1.81	1.35
Mentoring	1.21	1.41	1.58	1.00	1.56	1.70
Visioning and Strategy Development	1.36	1.40	1.49	1.29	1.37	1.50
User acceptance	0.93	1.48	1.40	0.84	1.81	2.10
Community Building	1.14	1.16	1.14	1.10	1.70	1.80

Table 56 - Main sector x importance of services, availability of services (2)

Specific Sector X Importance of Services, Availability of Ser-Vices	Specific Sector					
	Mixed	Olive trees	Piggery	Poultry	Vegetables	Vineyard
<b>IMPORTANCE</b>						
Access to finance and funding	4.04	3.84	3.81	3.33	3.94	4.39
Business planning support	3.96	3.77	4.07	3.17	3.31	3.70
Skills and Education	3.88	4.13	4.15	3.67	4.06	4.09
Participation in collaborative projects with R&D companies, universities and other entities	4.04	3.99	4.07	3.33	3.75	4.13

Technical support to incorporate new technologies in your farming business	3.92	4.04	4.19	3.33	4.38	4.04
Participation in pilot projects, demo or testing actions of new products and services for the agrifood sector	3.80	3.85	4.04	3.83	4.06	3.96
Incubator/Accelerator	3.52	3.66	3.63	2.83	3.06	3.43
Mentoring	3.60	3.62	3.67	2.83	3.75	3.57
Visioning and Strategy Development	3.84	3.90	4.00	3.17	3.38	3.83
User acceptance	3.68	3.74	3.59	3.33	3.44	3.70
Community Building	3.96	3.89	3.74	3.17	4.06	3.87
<b>AVAILABILITY</b>						
Access to finance and funding	3.16	2.91	4.04	4.33	2.38	3.52
Business planning support	2.52	1.98	3.30	3.33	2.50	2.83
Skills and Education	3.56	3.17	2.78	4.67	3.38	3.52
Participation in collaborative projects with R&D companies, universities and other entities	3.48	2.30	3.22	3.33	2.75	3.17
Technical support to incorporate new technologies in your farming business	3.16	2.49	3.22	3.33	2.38	2.83
Participation in pilot projects, demo or testing actions of new products and services for the agrifood sector	2.68	2.28	2.85	3.67	2.50	2.39
Incubator/Accelerator	1.80	1.66	1.67	2.67	1.63	1.87
Mentoring	2.44	1.79	1.89	1.67	2.50	2.04
Visioning and Strategy Development	2.20	2.04	1.89	2.00	1.88	2.04
User acceptance	1.96	1.87	1.81	2.67	1.88	1.96
Community Building	2.28	2.28	2.63	3.00	2.88	2.13
<b>IMPORTANCE</b>	<b>3.84</b>	<b>3.86</b>	<b>3.91</b>	<b>3.27</b>	<b>3.74</b>	<b>3.88</b>
<b>AVAILABILITY</b>	<b>2.66</b>	<b>2.25</b>	<b>2.66</b>	<b>3.15</b>	<b>2.42</b>	<b>2.57</b>
<b>GAP</b>	<b>1.18</b>	<b>1.61</b>	<b>1.24</b>	<b>0.12</b>	<b>1.32</b>	<b>1.31</b>
Access to finance and funding	0.88	0.93	-0.22	-1.00	1.56	0.87
Business planning support	1.44	1.79	0.78	-0.17	0.81	0.87



Skills and Education	0.32	0.96	1.37	-1.00	0.69	0.57
Participation in collaborative projects with R&D companies, universities and other entities	0.56	1.69	0.85	0.00	1.00	0.96
Technical support to incorporate new technologies in your farming business	0.76	1.55	0.96	0.00	2.00	1.22
Participation in pilot projects, demo or testing actions of new products and services for the agrifood sector	1.12	1.57	1.19	0.17	1.56	1.57
Incubator/Accelerator	1.72	2.00	1.96	0.17	1.44	1.57
Mentoring	1.16	1.83	1.78	1.17	1.25	1.52
Visioning and Strategy Development	1.64	1.86	2.11	1.17	1.50	1.78
User acceptance	1.72	1.87	1.78	0.67	1.56	1.74
Community Building	1.68	1.62	1.11	0.17	1.19	1.74

Table 57 - Size of the farm has x importance of services, availability of services

Size of the farm has x importance of services, availability of services.	Size Has			
	1- Less than 5 Has	2- Between 5 and 30 Has	3- More than 30 Has	Grand Total
<b>IMPORTANCE</b>				
Access to finance and funding	3.83	3.82	3.91	3.87
Business planning support	3.78	3.83	3.77	3.79
Skills and Education	3.97	3.98	4.07	4.02
Participation in collaborative projects with R&D companies, universities and other entities	3.95	3.84	3.94	3.91
Technical support to incorporate new technologies in your farming business	4.03	4.08	4.16	4.11
Participation in pilot projects, demo or testing actions of new products and services for the agrifood sector	3.88	3.78	3.92	3.87
Incubator/Accelerator	3.57	3.47	3.43	3.47
Mentoring	3.74	3.63	3.70	3.68
Visioning and Strategy Development	3.62	3.69	3.75	3.71
User acceptance	3.68	3.55	3.56	3.57

Community Building	3.94	3.95	3.79	3.87
<b>AVAILABILITY</b>				
Access to finance and funding	2.63	3.10	3.46	3.20
Business planning support	2.17	2.51	2.68	2.54
Skills and Education	2.97	3.25	3.37	3.27
Participation in collaborative projects with R&D companies, universities and other entities	2.35	2.51	2.74	2.60
Technical support to incorporate new technologies in your farming business	2.42	2.78	3.08	2.87
Participation in pilot projects, demo or testing actions of new products and services for the agrifood sector	2.26	2.36	2.66	2.49
Incubator/Accelerator	1.74	1.85	1.75	1.78
Mentoring	2.05	2.14	2.15	2.13
Visioning and Strategy Development	2.20	2.05	2.16	2.13
User acceptance	1.92	1.97	1.99	1.97
Community Building	2.38	2.44	2.48	2.45
<b>IMPORTANCE</b>	<b>3.82</b>	<b>3.78</b>	<b>3.82</b>	<b>3.81</b>
<b>AVAILABILITY</b>	<b>2.28</b>	<b>2.45</b>	<b>2.59</b>	<b>2.49</b>
<b>GAP</b>	<b>1.54</b>	<b>1.33</b>	<b>1.23</b>	<b>1.31</b>
Access to finance and funding	1.20	0.73	0.45	0.66
Business planning support	1.62	1.32	1.10	1.25
Skills and Education	1.00	0.73	0.70	0.76
Participation in collaborative projects with R&D companies, universities and other entities	1.60	1.34	1.20	1.31
Technical support to incorporate new technologies in your farming business	1.62	1.30	1.08	1.24
Participation in pilot projects, demo or testing actions of new products and services for the agrifood sector	1.62	1.42	1.27	1.38
Incubator/Accelerator	1.83	1.62	1.68	1.68
Mentoring	1.69	1.49	1.55	1.55
Visioning and Strategy Development	1.42	1.64	1.59	1.58
User acceptance	1.75	1.58	1.57	1.60
Community Building	1.55	1.51	1.31	1.42

Table 58 - Size of the farm livestock x importance of services, availability of services

SIZE OF THE FARM LIVESTOCK X IMPORTANCE OF SERVICES, AVAILABILITY OF SERVICES	SIZE LIVESTOCK			Grand Total
	1- Less than 75 livestock animals	2- Between 75 and 300 livestock animals	3- More than 300 livestock animals	
<b>IMPORTANCE</b>				
Access to finance and funding	3.71	3.76	3.97	3.84
Business planning support	3.61	3.55	3.74	3.65
Skills and Education	3.57	3.98	4.06	3.94
Participation in collaborative projects with R&D companies, universities and other entities	3.39	3.82	3.85	3.75
Technical support to incorporate new technologies in your farming business	3.86	3.94	4.23	4.05
Participation in pilot projects, demo or testing actions of new products and services for the agrifood sector	3.43	3.55	3.90	3.68
Incubator/Accelerator	3.39	3.18	3.47	3.35
Mentoring	3.46	3.73	3.61	3.63
Visioning and Strategy Development	3.75	3.41	3.79	3.65
User acceptance	3.57	3.27	3.47	3.42
Community Building	3.46	3.88	3.87	3.79
<b>AVAILABILITY</b>				
Access to finance and funding	3.07	3.45	3.94	3.59
Business planning support	2.71	2.63	3.26	2.93
Skills and Education	3.64	3.65	3.23	3.46
Participation in collaborative projects with R&D companies, universities and other entities	1.86	2.76	3.00	2.68
Technical support to incorporate new technologies in your farming business	2.71	3.33	3.19	3.14
Participation in pilot projects, demo or testing actions of new products and services for the agrifood sector	2.21	2.67	2.77	2.63
Incubator/Accelerator	1.79	2.10	1.77	1.89
Mentoring	1.93	2.76	2.13	2.31

Visioning and Strategy Development	2.14	2.10	2.10	2.11
User acceptance	2.00	2.10	2.10	2.08
Community Building	2.00	3.00	2.81	2.71
<b>IMPORTANCE</b>	<b>3.56</b>	<b>3.64</b>	<b>3.82</b>	<b>3.70</b>
<b>AVAILABILITY</b>	<b>2.37</b>	<b>2.78</b>	<b>2.75</b>	<b>2.68</b>
<b>GAP</b>	<b>1.19</b>	<b>0.86</b>	<b>1.06</b>	<b>1.02</b>
Access to finance and funding	0.64	0.31	0.03	0.25
Business planning support	0.89	0.92	0.48	0.72
Skills and Education	-0.07	0.33	0.84	0.47
Participation in collaborative projects with R&D companies, universities and other entities	1.54	1.06	0.85	1.06
Technical support to incorporate new technologies in your farming business	1.14	0.61	1.03	0.91
Participation in pilot projects, demo or testing actions of new products and services for the agrifood sector	1.21	0.88	1.13	1.06
Incubator/Accelerator	1.61	1.08	1.69	1.46
Mentoring	1.54	0.98	1.48	1.32
Visioning and Strategy Development	1.61	1.31	1.69	1.54
User acceptance	1.57	1.16	1.37	1.34
Community Building	1.46	0.88	1.06	1.08

Table 59 - Number of workers x importance of services, availability of services

NUMBER OF WORKERS X IMPORTANCE OF SERVICES, AVAILABILITY OF SERVICES	Number of workers			
	1- Less than 2 people	2- Between 2 and 10 people	3- More than 10 people	Grand Total
<b>IMPORTANCE</b>				
Access to finance and funding	3.53	3.95	4.09	3.87
Business planning support	3.53	3.90	3.87	3.79
Skills and Education	3.93	4.05	4.08	4.02

Participation in collaborative projects with R&D companies, universities and other entities	3.74	3.92	4.10	3.91
Technical support to incorporate new technologies in your farming business	3.85	4.14	4.37	4.11
Participation in pilot projects, demo or testing actions of new products and services for the agrifood sector	3.66	3.91	4.02	3.87
Incubator/Accelerator	3.25	3.59	3.43	3.47
Mentoring	3.60	3.78	3.55	3.68
Visioning and Strategy Development	3.50	3.80	3.74	3.71
User acceptance	3.40	3.68	3.53	3.57
Community Building	3.75	3.95	3.81	3.87
<b>AVAILABILITY</b>				
Access to finance and funding	3.04	3.13	3.63	3.20
Business planning support	2.26	2.45	3.14	2.54
Skills and Education	3.30	3.18	3.44	3.27
Participation in collaborative projects with R&D companies, universities and other entities	2.42	2.39	3.37	2.60
Technical support to incorporate new technologies in your farming business	2.89	2.84	2.93	2.87
Participation in pilot projects, demo or testing actions of new products and services for the agrifood sector	2.39	2.43	2.79	2.49
Incubator/Accelerator	1.72	1.68	2.14	1.78
Mentoring	2.19	2.04	2.28	2.13
Visioning and Strategy Development	2.07	2.10	2.30	2.13
User acceptance	1.74	1.99	2.26	1.97
Community Building	2.39	2.43	2.58	2.45
<b>IMPORTANCE</b>	<b>3.61</b>	<b>3.88</b>	<b>3.87</b>	<b>3.81</b>
<b>AVAILABILITY</b>	<b>2.40</b>	<b>2.42</b>	<b>2.81</b>	<b>2.49</b>
<b>GAP</b>	<b>1.21</b>	<b>1.46</b>	<b>1.07</b>	<b>1.31</b>
Access to finance and funding	0.49	0.83	0.47	0.66
Business planning support	1.26	1.45	0.73	1.25
Skills and Education	0.63	0.86	0.64	0.76
Participation in collaborative projects with R&D companies, universities and other entities	1.32	1.53	0.73	1.31
Technical support to incorporate new technologies in your farming business	0.96	1.31	1.44	1.24

Participation in pilot projects, demo or testing actions of new products and services for the agrifood sector	1.27	1.48	1.23	1.38
Incubator/Accelerator	1.54	1.91	1.29	1.68
Mentoring	1.40	1.74	1.27	1.55
Visioning and Strategy Development	1.43	1.71	1.44	1.58
User acceptance	1.67	1.69	1.28	1.60
Community Building	1.37	1.52	1.23	1.42

## 6. ANNEX II: FARMERS' NEEDS SURVEY

English: [https://www.surveymonkey.com/r/smartagrihubs\\_farmers](https://www.surveymonkey.com/r/smartagrihubs_farmers)

German: [https://es.surveymonkey.com/r/smartagrihubs\\_farmers?lang=de](https://es.surveymonkey.com/r/smartagrihubs_farmers?lang=de)

Spanish: [https://es.surveymonkey.com/r/smartagrihubs\\_farmers?lang=es](https://es.surveymonkey.com/r/smartagrihubs_farmers?lang=es)

French: [https://es.surveymonkey.com/r/smartagrihubs\\_farmers?lang=fr](https://es.surveymonkey.com/r/smartagrihubs_farmers?lang=fr)

Greek: [https://es.surveymonkey.com/r/smartagrihubs\\_farmers?lang=el](https://es.surveymonkey.com/r/smartagrihubs_farmers?lang=el)

Italian: [https://es.surveymonkey.com/r/smartagrihubs\\_farmers?lang=it](https://es.surveymonkey.com/r/smartagrihubs_farmers?lang=it)

Polish: [https://es.surveymonkey.com/r/smartagrihubs\\_farmers?lang=pl](https://es.surveymonkey.com/r/smartagrihubs_farmers?lang=pl)

Serbian: [https://es.surveymonkey.com/r/smartagrihubs\\_farmers?lang=sr](https://es.surveymonkey.com/r/smartagrihubs_farmers?lang=sr)

## Welcome to the Farmers Digitising Needs Survey

This survey is part of the H2020 initiative **SmartAgriHubs**, aiming to accelerate the digital transformation of the European agrifood sector.

The goal of this survey is to identify the most important digitalisation needs of the farming sector. With your answers, the project can define and prioritise actions, therefore your input is of crucial importance. This survey takes approximately 12 minutes to complete. All answers you provide will be kept in the strictest confidentiality and will be used only for the SmartAgriHubs project.

Thank you for your time and cooperation,  
the SmartAgriHubs team

### Introduction

The following questions are related to your position in the farming sector

\* 1. In which location (city, country) are you based?

\* 2. Main agricultural sector (check ALL that apply)

- Arable farming
- Fruits
- Poultry
- Greenhouses
- Dairy
- Vegetables
- Piggery
- Organic
- Animal husbandry (ie. cattle, sheep, goat, please give us more detail below)
- Olive trees
- Agroforestry ecosystems, like dehesa (please give us more detail below)
- Other (please specify)



3. What's your position in the industry?

- Dedicated farmer
- Part-time farmer
- Landlord, not farmer
- Work for a farming company
- Other (please specify)
- Farmers' agri-cooperative
- Service/product external provider
- Farmers' association, organization or institution

\* 4. Age

\* 5. Which Regional Cluster are you related to?

6. What is the name of the organisation or Digital Innovation Hub ("DIH") that has provided you with this survey?

## Farm structure

Different kinds of farms have different needs.

You told us that you are a farmer yourself; please give us an idea about the dimensions of your farm.

\* 7. How many people work on the farm on average on a yearly basis? (please include seasonal workers and those earning benefits instead of salaries, too)

- Less than 2 people
- Between 2 and 10 people
- More than 10 people

\* 8. What is the size of the farm?

- Less than 5 Has
- Between 5 and 30 Has
- More than 30 Has
- Less than 75 livestock animals
- Between 75 and 300 livestock animals
- More than 300 livestock animals

\* 9. Please rank your farm size to other farms on a regional level

Small Medium Big



## Support ecosystem

You are helping farmers to thrive and improve their own farms.  
Your knowledge about the farms you are supporting is really valuable to us.

\* 10. Name and describe your organization

\* 11. What sectors do you serve mainly?

- Arable farming
- Fruits
- Poultry
- Greenhouses
- Dairy
- Vegetables
- Piggery
- Organic
- Olive trees
- Animal husbandry (ie. cattle, sheep, goat, please give us more detail below)
- Agroforestry ecosystems, like dehesa (please specify below)
- Other (please specify)

\* 12. Describe every main typology of farming you are serving to (in terms of extension, main sector, irrigation system, number of employees, tasks developed, average income, lifestyle, and whatever information relevant)

\* 13. What is your role in the organization?

## Access to digital innovation services

The following questions are about digitalisation of farming: what are your topics of interest regarding digitalisation? And to which digitalisation services do you have access?

\* 14. To what extent are you interested in the following topics?

	Not interested	A bit interested	Strongly interested	Trying to address it	Already addressing it
<b>The need to “Track and Trace” quality products from farm-to-fork</b> (i.e. improving traceability systems so consumers know where the product comes from or how it was processed)	<input type="radio"/>	<input type="radio"/>	<input type="radio"/>	<input type="radio"/>	<input type="radio"/>
<b>The need to optimise farm operations</b> (such as improving irrigation, fertilisation, disease treatment, harvesting, livestock management and administration)	<input type="radio"/>	<input type="radio"/>	<input type="radio"/>	<input type="radio"/>	<input type="radio"/>
<b>The need for changing the way to do business</b> (e.g. the way you sell your products)	<input type="radio"/>	<input type="radio"/>	<input type="radio"/>	<input type="radio"/>	<input type="radio"/>
<b>The need to utilise data to make better decisions</b>	<input type="radio"/>	<input type="radio"/>	<input type="radio"/>	<input type="radio"/>	<input type="radio"/>
<b>The need for environmentally-sustainable production</b> (e.g. making use of ICT to improve the environmental performance of food production and agrifood value chains)	<input type="radio"/>	<input type="radio"/>	<input type="radio"/>	<input type="radio"/>	<input type="radio"/>

Other (please specify)

\* 15. Below you find a list of services. Could you please indicate how much **importance** you ascribe to these services to foster digital innovation for your business? (The following question will address whether you perceive these services to be available for you as a farmer).

	Of no importance	Of minor importance	Neutral	Rather important	Very important
Access to finance and funding (e.g. financial engineering, connection to funding sources, investment planning)	<input type="radio"/>	<input type="radio"/>	<input type="radio"/>	<input type="radio"/>	<input type="radio"/>
Business planning support (e.g. marketing, distribution)	<input type="radio"/>	<input type="radio"/>	<input type="radio"/>	<input type="radio"/>	<input type="radio"/>
Skills and Education (e.g. courses, workshops, offering technological infrastructure for educational purposes)	<input type="radio"/>	<input type="radio"/>	<input type="radio"/>	<input type="radio"/>	<input type="radio"/>
Participation in collaborative projects with R&D companies, universities and other entities	<input type="radio"/>	<input type="radio"/>	<input type="radio"/>	<input type="radio"/>	<input type="radio"/>
Technical support to incorporate new technologies in your farming business	<input type="radio"/>	<input type="radio"/>	<input type="radio"/>	<input type="radio"/>	<input type="radio"/>
Participation in pilot projects, demo or testing actions of new products and services for the agrifood sector	<input type="radio"/>	<input type="radio"/>	<input type="radio"/>	<input type="radio"/>	<input type="radio"/>
Incubator/Accelerator (e.g. market assessment, business development)	<input type="radio"/>	<input type="radio"/>	<input type="radio"/>	<input type="radio"/>	<input type="radio"/>
Mentoring (between farmers or between agrotech end-users communities)	<input type="radio"/>	<input type="radio"/>	<input type="radio"/>	<input type="radio"/>	<input type="radio"/>
Visioning and Strategy Development (e.g. market intelligence, innovation strategy development)	<input type="radio"/>	<input type="radio"/>	<input type="radio"/>	<input type="radio"/>	<input type="radio"/>
User acceptance (e.g. collecting and analysing voice of customer data, concept validation with users)	<input type="radio"/>	<input type="radio"/>	<input type="radio"/>	<input type="radio"/>	<input type="radio"/>
Community Building (e.g. support to connect with others farmers with similar challenges or support to connect with companies that use to give your technological solutions)	<input type="radio"/>	<input type="radio"/>	<input type="radio"/>	<input type="radio"/>	<input type="radio"/>

\* 16. Are these services **available** to your business?

	Yes	No	Partially
Access to finance and funding (e.g. financial engineering, connection to funding sources, investment planning)	<input type="radio"/>	<input type="radio"/>	<input type="radio"/>
Business planning support (e.g. marketing, distribution)	<input type="radio"/>	<input type="radio"/>	<input type="radio"/>
Skills and Education (e.g. courses, workshops, offering technological infrastructure for educational purposes)	<input type="radio"/>	<input type="radio"/>	<input type="radio"/>
Participation in collaborative projects with R&D companies, universities and other entities	<input type="radio"/>	<input type="radio"/>	<input type="radio"/>
Technical support to incorporate new technologies in your farming business	<input type="radio"/>	<input type="radio"/>	<input type="radio"/>
Participation in pilot projects, demo or testing actions of new products and services for the agrifood sector	<input type="radio"/>	<input type="radio"/>	<input type="radio"/>
Incubator/Accelerator (e.g. market assessment, business development)	<input type="radio"/>	<input type="radio"/>	<input type="radio"/>
Mentoring (between farmers or between agrotech end-users communities)	<input type="radio"/>	<input type="radio"/>	<input type="radio"/>
Visioning and Strategy Development (e.g. market intelligence, innovation strategy development)	<input type="radio"/>	<input type="radio"/>	<input type="radio"/>
User acceptance (e.g. collecting and analysing voice of customer data, concept validation with users)	<input type="radio"/>	<input type="radio"/>	<input type="radio"/>
Community Building (e.g. support to connect with others farmers with similar challenges or support to connect with companies that use to give your technological solutions)	<input type="radio"/>	<input type="radio"/>	<input type="radio"/>

\* 17. To what extent do you agree with the following statements?

	Not at all	Very Little	Somewhat	Very much
I often use my imagination for envisioning innovations on my farm	<input type="radio"/>	<input type="radio"/>	<input type="radio"/>	<input type="radio"/>
I feel I am part of a network that supports me to advance my farming business	<input type="radio"/>	<input type="radio"/>	<input type="radio"/>	<input type="radio"/>
I am flexible towards changes	<input type="radio"/>	<input type="radio"/>	<input type="radio"/>	<input type="radio"/>
I use ICT on a daily basis to support my business	<input type="radio"/>	<input type="radio"/>	<input type="radio"/>	<input type="radio"/>
I have enough access to finance and funding in order to address the digital transformation challenge in my farming business	<input type="radio"/>	<input type="radio"/>	<input type="radio"/>	<input type="radio"/>
I am an entrepreneur	<input type="radio"/>	<input type="radio"/>	<input type="radio"/>	<input type="radio"/>
Experience and technical knowledge is the primary driver to make decisions about farm and business	<input type="radio"/>	<input type="radio"/>	<input type="radio"/>	<input type="radio"/>
I take time to reflect on innovation for my business, specially regarding digital technologies	<input type="radio"/>	<input type="radio"/>	<input type="radio"/>	<input type="radio"/>
I often attend events and activities related to agrifood	<input type="radio"/>	<input type="radio"/>	<input type="radio"/>	<input type="radio"/>
I often try new technology and software for professional use	<input type="radio"/>	<input type="radio"/>	<input type="radio"/>	<input type="radio"/>
I have an external technology provider	<input type="radio"/>	<input type="radio"/>	<input type="radio"/>	<input type="radio"/>
I have a greater responsibility than just my farm	<input type="radio"/>	<input type="radio"/>	<input type="radio"/>	<input type="radio"/>
I am optimistic about the future of my farming business	<input type="radio"/>	<input type="radio"/>	<input type="radio"/>	<input type="radio"/>
I make decisions about my farm and business based on data	<input type="radio"/>	<input type="radio"/>	<input type="radio"/>	<input type="radio"/>
I am fully aware of the technology solutions available for my farm and business	<input type="radio"/>	<input type="radio"/>	<input type="radio"/>	<input type="radio"/>

## Digital Capabilities

The following questions are about your thoughts on digitalisation and how you use technology.

\* 18. You probably heard a lot about digitalisation, but your own vision about that interests us.

What does **digital** mean to you? (choose ALL that apply)

- Digital refers to all technology innovation-related activities
- Digital is synonymous with technology
- Digital refers to all customer-facing technology activities
- Digital refers to all the investments we are making to integrate technology into all parts of our business
- Other (please specify)
- Digital goes beyond technology alone to reflect a mindset that embraces constant innovation, flat decision-making, and the integration of technology into all phases of the business
- Digital refers to all data and analytics activities
- Unsure

## Vision and future

The following questions are related to your vision for the future.

We are interested in what you find important; you can answer either high-level or detailed according to what you feel.

19. What are your strengths?

20. What do you feel is your biggest challenge for the future? (eg succession, profitability, work-life balance, staying innovative...)

21. What opportunities do you see in digitising your farming activity?



22. What do you perceive to be the biggest threat(s) to the sector?

23. What is your ambition for the future?

24. What do you need to fulfill this ambition?

## Contact information

Thank you very much for your time and cooperation.  
May we contact you in the future regarding this project? If yes, please share your contact information here.

### 25. Contact information

Name	<input type="text"/>
Company	<input type="text"/>
City/Town	<input type="text"/>
Country	<input type="text"/>
Email Address	<input type="text"/>
Phone Number	<input type="text"/>

26. Do you have any other comments, questions, or concerns?

\* 27. We would like to eventually contact you about this survey

- Yes, please
- No, thanks

# Spanish

Introducción

Inicio

Las siguientes preguntas están relacionadas con tu posición en el sector agroalimentario

1. ¿En qué ciudad y país estás ubicado?

2. ¿En qué sector se encuadra tu actividad principalmente? (señala TODOS los que se correspondan)

- Tierra de cultivo
- Frutas
- Avícola
- Invernaderos
- Lácteos
- Verduras
- Pesca
- Organización/Asociación
- Otro ganadero (a ej. vacuno, ovino, caprino, porcino, indico o más abejas)
- Olivar
- Desecho u otras actividades agroalimentarias (incluye otros)
- Otro (especifica)

3. ¿Cuál es tu posición dentro del sector?

- Agricultor a título principal
- Agricultor como complemento
- Proprietario, pero no agricultor
- Trabajador en una empresa agrícola
- Otro (especifica)
- Cooperativo
- Proveedor de servicios o productos
- Asociado, organizador o institución agrícola

4. Edad

5. ¿A qué Regional Cluster está vinculado?

6. ¿Cuál es el nombre de la organización o Centro de innovación digital ("DIH") que le proporcionó esta encuesta?

Estructura de la explotación

Inicio

Diferentes tipos de explotaciones tienen diferentes necesidades. No nos olvide que eres un agricultor o ganadero, por favor, denote una idea de la dirección de tu explotación.

7. ¿Cuántas personas trabajan en la explotación durante el año de media? (por favor, incluye también a trabajadores temporales y aquellos que ganen beneficios en lugar de sueldos)

- Menos de 2 personas
- Entre 2 y 10 personas
- Más de 10 personas

8. ¿Cuál es el tamaño de la explotación?

- Menos de 5 Ha
- Entre 5 y 30 Ha
- Más de 30 Ha
- Menos de 75 cabezas de ganado
- Entre 75 y 300 cabezas de ganado
- Más de 300 cabezas de ganado

9. Por favor, compara el tamaño de tu explotación con otras a nivel regional

Pequeño	Medio	Grande
<input type="radio"/>	<input type="radio"/>	<input type="radio"/>

Las siguientes preguntas tratan sobre la digitalización de las explotaciones, cuáles son las tareas que más te interesan relacionadas con la digitalización? Y a qué servicios digitales tienes acceso?

10. ¿En qué medida te interesan los siguientes temas?

	No me interesa	Me interesa un poco	Mucho me interesa	Mucho me interesa	Me interesa mucho
<b>La necesidad de hacer seguimiento y trazabilidad a productos de calidad de la finca a la mesa</b> (p.ej. registrar los sistemas de producción de modo que los consumidores sepan de dónde proceden los productos o cómo fueron procesados)	<input type="radio"/>	<input type="radio"/>	<input type="radio"/>	<input type="radio"/>	<input type="radio"/>
<b>La necesidad de optimizar las operaciones de la explotación</b> (como mejorar el riego, la fertilización, el tratamiento de plagas, cosecha, gestión de ganado o la administración)	<input type="radio"/>	<input type="radio"/>	<input type="radio"/>	<input type="radio"/>	<input type="radio"/>
<b>La necesidad de cambiar la forma de hacer negocios</b> (p.ej. la forma en que vendes tus productos)	<input type="radio"/>	<input type="radio"/>	<input type="radio"/>	<input type="radio"/>	<input type="radio"/>
<b>La necesidad de utilizar datos para tomar mejores decisiones</b>	<input type="radio"/>	<input type="radio"/>	<input type="radio"/>	<input type="radio"/>	<input type="radio"/>
<b>La necesidad de usar productos tecnológicamente avanzados</b> (p.ej. maquinaria o de la tecnología para mejorar el rendimiento ambiental de la cadena de valor agroalimentaria y de producción de alimentos)	<input type="radio"/>	<input type="radio"/>	<input type="radio"/>	<input type="radio"/>	<input type="radio"/>

Otro (especifica):

11. A continuación tienes una lista de servicios. ¿Podrías indicarnos cuánta importancia le das a esos servicios para impulsar la innovación digital en tu negocio? (Las siguientes preguntas están orientadas a conocer si percibes que estos servicios están disponibles para ti como agricultor o ganadero).

	De importancia importante	Poco importante	Nada importante	De importancia importante	Nada importante
Acceso a financiación e inversión (p.ej. financiación de inversión, inversión y fondos de inversión, planificación financiera)	<input checked="" type="radio"/>	<input type="radio"/>	<input type="radio"/>	<input type="radio"/>	<input type="radio"/>
Ayuda para el desarrollo del plan de negocio (p.ej. marketing, distribución...)	<input checked="" type="radio"/>	<input type="radio"/>	<input type="radio"/>	<input type="radio"/>	<input type="radio"/>
Redes de y asistencia (p.ej. foros, talleres, infraestructura tecnológica para aprender)	<input checked="" type="radio"/>	<input type="radio"/>	<input type="radio"/>	<input type="radio"/>	<input type="radio"/>
Participación en proyectos de colaboración con empresas de I+D, universidades y otras entidades	<input checked="" type="radio"/>	<input type="radio"/>	<input type="radio"/>	<input type="radio"/>	<input type="radio"/>
Soporte técnico para implementar nuevas tecnologías o la explotación agroalimentaria	<input checked="" type="radio"/>	<input type="radio"/>	<input type="radio"/>	<input type="radio"/>	<input type="radio"/>
Participación en proyectos piloto, demos o pruebas de nuevos productos y servicios para el sector agroalimentario	<input checked="" type="radio"/>	<input type="radio"/>	<input type="radio"/>	<input type="radio"/>	<input type="radio"/>
Consultoría/asesoría (p.ej. asesoramiento de mercado, desarrollo de negocio)	<input checked="" type="radio"/>	<input type="radio"/>	<input type="radio"/>	<input type="radio"/>	<input type="radio"/>
Formación (para agricultores o otros profesionales de sectores de tecnología agroalimentaria)	<input checked="" type="radio"/>	<input type="radio"/>	<input type="radio"/>	<input type="radio"/>	<input type="radio"/>
Visión y desarrollo estratégico (p.ej. estudios de mercado, desarrollo de estrategia de innovación)	<input checked="" type="radio"/>	<input type="radio"/>	<input type="radio"/>	<input type="radio"/>	<input type="radio"/>
Pruebas de mercado (p.ej. recoger y analizar opiniones de usuarios, validación de conceptos con usuarios)	<input checked="" type="radio"/>	<input type="radio"/>	<input type="radio"/>	<input type="radio"/>	<input type="radio"/>
Colaboración de comunidad (p.ej. ayuda para contactar con otros agricultores con otros usuarios o ayuda para conectar con empresas proveedoras de servicios tecnológicos)	<input checked="" type="radio"/>	<input type="radio"/>	<input type="radio"/>	<input type="radio"/>	<input type="radio"/>

12. ¿Están estos servicios disponibles para tu negocio?

	Si	No	En parte
Acceso a financiación e inversión (p.ej. financiación de inversión, inversión y fondos de inversión, planificación financiera)	<input type="radio"/>	<input type="radio"/>	<input type="radio"/>
Ayuda para el desarrollo del plan de negocio (p.ej. marketing, distribución...)	<input type="radio"/>	<input type="radio"/>	<input type="radio"/>
Redes de y asistencia (p.ej. foros, talleres, infraestructura tecnológica para aprender)	<input type="radio"/>	<input type="radio"/>	<input type="radio"/>
Participación en proyectos de colaboración con empresas de I+D, universidades y otras entidades	<input type="radio"/>	<input type="radio"/>	<input type="radio"/>
Soporte técnico para implementar nuevas tecnologías o la explotación agroalimentaria	<input type="radio"/>	<input type="radio"/>	<input type="radio"/>
Participación en proyectos piloto, demos o pruebas de nuevos productos y servicios para el sector agroalimentario	<input type="radio"/>	<input type="radio"/>	<input type="radio"/>
Consultoría/asesoría (p.ej. asesoramiento de mercado, desarrollo de negocio)	<input type="radio"/>	<input type="radio"/>	<input type="radio"/>
Formación (para agricultores o otros profesionales de sectores de tecnología agroalimentaria)	<input type="radio"/>	<input type="radio"/>	<input type="radio"/>
Visión y desarrollo estratégico (p.ej. estudios de mercado, desarrollo de estrategia de innovación)	<input type="radio"/>	<input type="radio"/>	<input type="radio"/>
Pruebas de mercado (p.ej. recoger y analizar opiniones de usuarios, validación de conceptos con usuarios)	<input type="radio"/>	<input type="radio"/>	<input type="radio"/>
Colaboración de comunidad (p.ej. ayuda para contactar con otros agricultores con otros usuarios o ayuda para conectar con empresas proveedoras de servicios tecnológicos)	<input type="radio"/>	<input type="radio"/>	<input type="radio"/>

13. En qué medida te identificas con las siguientes frases?

	Nada	Poco	Bastante	Mucho
Habitualmente me gusta conocer en mi explotación agrícola	<input type="radio"/>	<input type="radio"/>	<input type="radio"/>	<input type="radio"/>
Me siento parte de una red que me ayuda a mejorar mi explotación agrícola	<input type="radio"/>	<input type="radio"/>	<input type="radio"/>	<input type="radio"/>
Sea familia tiene a las cosas	<input type="radio"/>	<input type="radio"/>	<input type="radio"/>	<input type="radio"/>
Las tecnologías avanzadas en mi negocio agrícola	<input type="radio"/>	<input type="radio"/>	<input type="radio"/>	<input type="radio"/>
Tengo suficiente acceso a formación e internet para afrontar los retos de transformación digital de mi explotación agrícola	<input type="radio"/>	<input type="radio"/>	<input type="radio"/>	<input type="radio"/>
Sea un emprendedor	<input type="radio"/>	<input type="radio"/>	<input type="radio"/>	<input type="radio"/>
La diligencia y el conocimiento técnico es la principal motivación para tomar decisiones en mi explotación agrícola	<input type="radio"/>	<input type="radio"/>	<input type="radio"/>	<input type="radio"/>
Me tomo tiempo para reflexionar sobre la innovación en mi negocio, especialmente en relación con las tecnologías digitales	<input type="radio"/>	<input type="radio"/>	<input type="radio"/>	<input type="radio"/>
Habitualmente participo en eventos y actividades relacionadas con el sector agroalimentario	<input type="radio"/>	<input type="radio"/>	<input type="radio"/>	<input type="radio"/>
Quiero probar nuevas tecnologías y programas de uso profesional	<input type="radio"/>	<input type="radio"/>	<input type="radio"/>	<input type="radio"/>
Quiero el proveedor externo de tecnología	<input type="radio"/>	<input type="radio"/>	<input type="radio"/>	<input type="radio"/>
Tengo representados más allá de mi explotación agrícola	<input type="radio"/>	<input type="radio"/>	<input type="radio"/>	<input type="radio"/>
Sea abierta sobre el futuro de mi negocio agrícola	<input type="radio"/>	<input type="radio"/>	<input type="radio"/>	<input type="radio"/>
Tomo decisiones sobre mi explotación y mi negocio basadas en datos	<input type="radio"/>	<input type="radio"/>	<input type="radio"/>	<input type="radio"/>
Conozco bien las soluciones tecnológicas disponibles para mi explotación y mi negocio	<input type="radio"/>	<input type="radio"/>	<input type="radio"/>	<input type="radio"/>

Capacidades Digitales

Respuesta

Las siguientes preguntas tratan sobre lo que piensa de la digitalización y cómo usa la tecnología.

14. Probablemente has escuchado hablar de digitalización, pero es tu visión la que nos interesa.

¿Qué significa digital para ti? (elige TODAS las respuestas que correspondan)

- Digital se refiere a cualquier actividad relacionada con la innovación tecnológica
- Digital se refiere a situaciones tecnológicas para conectar con clientes
- Digital se refiere a las inversiones que estamos haciendo para incorporar tecnología a todas las partes de nuestro negocio
- Otro (especifica)
- Digital va más allá de solamente tecnología, sino que refleja una mentalidad para la innovación constante, toma de decisiones fundamentada y la integración de tecnología en cualquier fase del negocio
- Digital se refiere a todas las actividades de datos y analítica
- No estoy seguro

Visión y futuro

Respuesta

Las siguientes preguntas están relacionadas con tus expectativas de futuro. Séamos muy honestos en contestar qué es para ti oportuno, así que respóndenos el nivel de detalle que te parezca oportuno.

15. ¿Cuáles son tus fortalezas?

16. ¿Cuál crees que es tu mayor reto para el futuro? (p.ej. la sucesión, rentabilidad, balance vida-trabajo, seguir innovando..)

17. ¿Qué oportunidades percibes en la digitalización de tu actividad agrícola?

18. ¿Cuáles son las mayores amenazas que percibes para tu sector?

19. ¿Cuál es tu aspiración para el futuro?

20. ¿Qué necesitas para llegar a cumplir con esa aspiración?

Gracias por tu tiempo e información.  
¿Podemos contactar contigo en el futuro? Si la respuesta es sí, déjame tus datos de contacto.

21. Información de contacto

Nombre

Empresa

Ciudad/País

País

Dirección de correo electrónico

N.º de teléfono

22. ¿Tienes algún comentario, pregunta o sugerencia?

23. Nos gustaría poder contactar contigo en relación con esta encuesta

- Sí, sin problema
- No, gracias

## Landwirtschaftsumfrage

1. An welchem Standort (Stadt, Land) sind Sie ansässig?

2. Hauptlandwirtschaft (alle zutreffenden ankreuzen)

- Ackerbau
- Obst
- Geflügel
- Gewächshäuser
- Milchviehhaltung
- Gemüse
- Schweinehaltung
- Bio
- Tierhaltung (z.B. Rinder, Schafe, Ziegen, bitte geben Sie uns unten mehr Details)
- Olivenbäume
- Agroforstwirtschaftliche Ökosysteme, wie Dehesa (bitte geben Sie uns unten mehr Details)
- Sonstiges (bitte angeben)

3. Wie ist Ihre Position in der Branche?

- Landwirt
- Nebenerwerbslandwirt
- Verpächter, nicht Landwirt
- Angestellter auf einem landwirtschaftlichen Betrieb
- Sonstiges (bitte angeben)
- Agrargenossenschaft der Landwirte
- Dienstleistung/Produkt externer Anbieter
- Bauernverband, -organisation oder -einrichtung

4. Alter

5. Zu welchem regionalen Cluster gehören Sie?

6. Wie heißt die Organisation oder der Digital Innovation Hub ("DIH"), der Sie mit dieser Umfrage versorgt hat?

## Betriebsstruktur

Verschiedene Arten von Betrieben haben unterschiedliche Bedürfnisse. Sie haben uns gesagt, dass Sie selbst Landwirt sind; bitte geben Sie uns eine Vorstellung von der Größe Ihres Betriebs.

7. Wie viele Menschen arbeiten durchschnittlich pro Jahr auf dem Hof? (Bitte berücksichtigen Sie auch Saisonarbeiter und solche, die anstelle von Gehältern Leistungen beziehen).

- Weniger als 2 Personen
- Zwischen 2 und 10 Personen
- Mehr als 10 Personen

8. Wie groß ist der Betrieb?

- Weniger als 5 Hektar
- Zwischen 5 und 30 Hektar
- Mehr als 30 Hektar Fläche
- Weniger als 75 Nutztiere
- Zwischen 75 und 300 Nutztiere
- Mehr als 300 Nutztiere

9. Bitte bewerten Sie Ihre Betriebsgröße im Vergleich zu anderen Betrieben auf regionaler Ebene.



Zugang zu digitalen Innovationsdiensten

Deutsch

Zur Digitalisierung der Landwirtschaft gibt es folgende Fragen: Welche Themen interessieren Sie im Zusammenhang mit der Digitalisierung? Und auf welche Digitalisierungsdienste haben Sie Zugriff?

10. Inwieweit interessieren Sie sich für die folgenden Themen?

	Nicht interessiert	Ein bisschen interessiert	Stark interessiert	Thematization Versuch vorgenommen	Bereits thematisiert
Die Notwendigkeit, Qualitätsprodukte vom Erzeuger zum Verbraucher zu verfolgen (d.h. die Rückverfolgbarkeitssysteme zu verbessern, damit die Verbraucher wissen, woher das Produkt kommt oder wie es verarbeitet wurde).	<input type="radio"/>	<input type="radio"/>	<input type="radio"/>	<input type="radio"/>	<input type="radio"/>
Die Notwendigkeit der Optimierung der landwirtschaftlichen Betriebe (z.B. Verbesserung der Bewässerung, Düngung, Krankheitsbehandlung, Ernte, Tierhaltung und Verwertung)	<input type="radio"/>	<input type="radio"/>	<input type="radio"/>	<input type="radio"/>	<input type="radio"/>
Die Notwendigkeit, die Art und Weise, wie Sie Geschäfte machen, zu ändern (z.B. wie Sie Ihre Produkte verkaufen).	<input type="radio"/>	<input type="radio"/>	<input type="radio"/>	<input type="radio"/>	<input type="radio"/>
Die Notwendigkeit, Daten zu nutzen, um bessere Entscheidungen zu treffen.	<input type="radio"/>	<input type="radio"/>	<input type="radio"/>	<input type="radio"/>	<input type="radio"/>
Die Notwendigkeit einer umweltverträglichen Produktion (z.B. Einsatz von IKT zur Verbesserung der Umweltauslastung der Lebensmittelproduktion und der Wertschöpfungsketten der Agrarwirtschaft)	<input type="radio"/>	<input type="radio"/>	<input type="radio"/>	<input type="radio"/>	<input type="radio"/>

Sonstiges (bitte angeben)

\* 11. Nachfolgend finden Sie eine Liste der Dienstleistungen. Könnten Sie uns bitte mitteilen, wie wichtig Ihnen diese Dienste sind, um die digitale Innovation für Ihr Unternehmen zu fördern? (Die folgende Frage wird sich darauf beziehen, ob Sie diese Dienstleistungen für Sie als Landwirt als verfügbar ansehen).

	Keine Bedeutung	WV geringere Bedeutung	Mittel	Ziemlich wichtig	Sehr wichtig
Zugang zu Finanzierung und Förderung (z.B. Financial Engineering, Absicherung der Ernterisikoprämie, Investitionsfinanzierung)	<input type="radio"/>	<input type="radio"/>	<input type="radio"/>	<input type="radio"/>	<input type="radio"/>
Unterstützung bei der Geschäftsführung (z.B. Marketing, Vertrieb)	<input type="radio"/>	<input type="radio"/>	<input type="radio"/>	<input type="radio"/>	<input type="radio"/>
Qualifizierung und Bildung (z.B. Kurse, Seminare, Bereitstellung technischer Lehrmaterialien für Bildungszwecke)	<input type="radio"/>	<input type="radio"/>	<input type="radio"/>	<input type="radio"/>	<input type="radio"/>
Teilnahme an Innovationsprojekten mit F&E-Unternehmen, Universitäten und anderen Einrichtungen	<input type="radio"/>	<input type="radio"/>	<input type="radio"/>	<input type="radio"/>	<input type="radio"/>
Technische Unterstützung bei der Integration neuer Technologien in Ihren landwirtschaftlichen Betrieb	<input type="radio"/>	<input type="radio"/>	<input type="radio"/>	<input type="radio"/>	<input type="radio"/>
Teilnahmemöglichkeiten für neue Produkte und Dienstleistungen für den Agrar- und Ernährungsbereich	<input type="radio"/>	<input type="radio"/>	<input type="radio"/>	<input type="radio"/>	<input type="radio"/>
Initiativen/Partnerschaften (z.B. Marktverteilung, Geschäftsbündelung)	<input type="radio"/>	<input type="radio"/>	<input type="radio"/>	<input type="radio"/>	<input type="radio"/>
Partnership (zwischen Landwirten oder zwischen agribusiness und Einzelbauern)	<input type="radio"/>	<input type="radio"/>	<input type="radio"/>	<input type="radio"/>	<input type="radio"/>
Vertrieb- und Absatzförderung (z.B. Marktteilnahme, intensive Strategiewerbung)	<input type="radio"/>	<input type="radio"/>	<input type="radio"/>	<input type="radio"/>	<input type="radio"/>
Benutzerschnittstelle (z.B. Erhebung und Analyse der Zurechnung von Kundenwerten, Kommunikation mit Benutzern)	<input type="radio"/>	<input type="radio"/>	<input type="radio"/>	<input type="radio"/>	<input type="radio"/>
Community Building (z.B. Unterstützung bei der Interaktion mit anderen Landwirten mit ähnlichen Herausforderungen oder Unterstützung bei der Kontaktaufnahme mit Unternehmen, die Ihre technologischen Lösungen anbieten)	<input type="radio"/>	<input type="radio"/>	<input type="radio"/>	<input type="radio"/>	<input type="radio"/>

12. Sind diese Dienstleistungen für Ihr Unternehmen verfügbar?

	Ja	Nein	Unklar
Zugang zu Finanzierung und Förderung (z.B. Finanzial Engineering, Ausbildung an Finanzierungsinstituten, Investitionsberatung)	<input type="radio"/>	<input type="radio"/>	<input type="radio"/>
Umsetzung bei der Geschäftsführung z.B. Marketing, Vertrieb	<input type="radio"/>	<input type="radio"/>	<input type="radio"/>
Qualifikation und Schulung (z.B. Fortf., Workshops, Bereitstellung technischer Infrastruktur für Mitarbeiter)	<input type="radio"/>	<input type="radio"/>	<input type="radio"/>
Teilnahme an Netzwerkbörsen mit MSB-Unternehmen, Dienstleistern und anderen Beteiligten	<input type="radio"/>	<input type="radio"/>	<input type="radio"/>
Technische Unterstützung bei der Integration neuer Technologien in Ihren produktwirtschaftlichen Betrieb	<input type="radio"/>	<input type="radio"/>	<input type="radio"/>
Testverfahren für neue Produkte und Dienstleistungen für den Agribi- und Ernährungsbereich	<input type="radio"/>	<input type="radio"/>	<input type="radio"/>
Strukturen/Technologien (z.B. Marktforschung, Geschäftsentwicklung)	<input type="radio"/>	<input type="radio"/>	<input type="radio"/>
Partnership (zwischen Landwirten oder zwischen agribiotechnischen Industrie- und Gemeinschaften)	<input type="radio"/>	<input type="radio"/>	<input type="radio"/>
Wissen und Fertigkeitenentwicklung (z.B. Market Intelligence, Innovative Strategieentwicklung)	<input type="radio"/>	<input type="radio"/>	<input type="radio"/>
Bestandteile (z.B. Erfassung und Analyse der Bedürfnisse von Kunden, Konsumverhalten mit Besuch)	<input type="radio"/>	<input type="radio"/>	<input type="radio"/>
Community Building (z.B. Unterstützung bei der Koproduktion mit anderen Landwirten mit ähnlichen Herausforderungen oder Unterstützung bei der Kontaktaufnahme mit Unternehmen, die Ihre strategischen Lösungen anbieten)	<input type="radio"/>	<input type="radio"/>	<input type="radio"/>

13. Inwieweit stimmen Sie den folgenden Aussagen zu?

	Überhaupt nicht	Sehr wenig	Stark	Sehr viel
Sich bereits oft durch eigene Kräfte, um die Investitionen aufrecht zu erhalten.	<input type="radio"/>	<input type="radio"/>	<input type="radio"/>	<input type="radio"/>
Ich habe noch Teil eines Netzwerks, das mich bei der Weiterentwicklung meines produktwirtschaftlichen Betriebes unterstützt.	<input type="radio"/>	<input type="radio"/>	<input type="radio"/>	<input type="radio"/>
Ich bin finanziell gegenüber Investoren.	<input type="radio"/>	<input type="radio"/>	<input type="radio"/>	<input type="radio"/>
Ich werde ICT digital sein, um mein Geschäft zu unterstützen.	<input type="radio"/>	<input type="radio"/>	<input type="radio"/>	<input type="radio"/>
Ich habe genügend Zugang zu Förderung und Finanzierung, um die Herausforderung der digitalen Transformation in meinem produktwirtschaftlichen Betrieb zu bewältigen.	<input type="radio"/>	<input type="radio"/>	<input type="radio"/>	<input type="radio"/>
Ich bin Unternehmens- oder Unternehmens-Entwickler und technisches Wissen sind die wichtigsten Faktoren, um Entscheidungen über produktwirtschaftliche und wirtschaftliche Aspekte zu treffen.	<input type="radio"/>	<input type="radio"/>	<input type="radio"/>	<input type="radio"/>
Ich Zeit nehmen, um über Investitionen für neue Unternehmen nachzudenken, insbesondere über digitale Technologien.	<input type="radio"/>	<input type="radio"/>	<input type="radio"/>	<input type="radio"/>
Ich nehme oft an Veranstaltungen und Aktivitäten im Zusammenhang mit Agribi teil.	<input type="radio"/>	<input type="radio"/>	<input type="radio"/>	<input type="radio"/>
Ich probiere oft neue Technologien und Software für den professionellen Einsatz aus.	<input type="radio"/>	<input type="radio"/>	<input type="radio"/>	<input type="radio"/>
Ich habe einen externen Technologiepartner.	<input type="radio"/>	<input type="radio"/>	<input type="radio"/>	<input type="radio"/>
Ich habe eine größere Verantwortlichkeit als nur meine Farm.	<input type="radio"/>	<input type="radio"/>	<input type="radio"/>	<input type="radio"/>
Ich bin optimistisch für die Zukunft meines produktwirtschaftlichen Betriebs.	<input type="radio"/>	<input type="radio"/>	<input type="radio"/>	<input type="radio"/>
Ich treffe Entscheidungen über meinen Betrieb und meinen Betrieb auf der Grundlage von Daten.	<input type="radio"/>	<input type="radio"/>	<input type="radio"/>	<input type="radio"/>
Ich bin mit der Technologie, die ich für meinen Betrieb benötige, zufrieden.	<input type="radio"/>	<input type="radio"/>	<input type="radio"/>	<input type="radio"/>

Digitale Möglichkeiten

Überwinden

Die folgenden Fragen beziehen sich auf Ihre Gedanken zur Digitalisierung und wie Sie die Technologie einsetzen.

14. Sie haben wahrscheinlich viel über die Digitalisierung gehört, aber Ihre eigene Vision davon interessiert uns. Was bedeutet Digital für Sie? (wählen Sie ALLE, die zutreffen)

- Digital bezieht sich auf alle Aktivitäten im Zusammenhang mit technologischen Innovationen.
- Soziale (siehe angaben)
- Digital bezieht sich auf alle kundenorientierten Technologieaktivitäten.
- Digital bezieht sich auf alle Investitionen, die wir tätigen, um die Technologie in alle Bereiche unseres Geschäfts zu integrieren.
- Digital (siehe angaben)
- Digital geht über die reine Technologie hinaus und umfasst eine Denkweise oder die Art und Weise, wie wir arbeiten, die Marktsegmente, Werte, Entscheidungsfindung und die Integration von Technologie in alle Phasen des Unternehmens umfasst.
- Digital bezieht sich auf alle Daten- und Analysetechnologien.
- Unsicher



Die folgenden Fragen beziehen sich auf Ihre Zukunftsvision. Wir sind an dem interessiert, was Ihnen wichtig ist/wichtig ist; Sie können entweder allgemein oder detailliert antworten, je nachdem, was Sie für angbracht halten.

15. Was sind Ihre Stärken?

16. Was ist Ihrer Meinung nach Ihre größte Herausforderung für die Zukunft? (z.B. Nachfolge, Rentabilität, Work-Life-Balance, Innovationsfähigkeit...)

17. Welche Möglichkeiten sehen Sie in der Digitalisierung Ihrer landwirtschaftlichen Tätigkeit?

18. Was ist Ihrer Meinung nach die größte Bedrohung für den Sektor?

19. Was ist Ihr Ziel für die Zukunft?

20. Was brauchen Sie, um diesen Anspruch zu erfüllen?

Vielen Dank für Ihre Zeit und Zusammenarbeit. Glauben an Sie in Zukunft bezüglich dieses Projekts kontaktieren? Wenn ja, teilen Sie uns bitte Ihre Kontaktdaten mit.

21. Kontaktinformationen

Name	<input type="text"/>
Unternehmen	<input type="text"/>
Ort/State	<input type="text"/>
Land	<input type="text"/>
E-Mail-Adresse	<input type="text"/>
Telefonnummer	<input type="text"/>

22. Haben Sie weitere Anmerkungen, Fragen oder Bedenken?

23. Wir möchten Sie eventuell über diese Umfrage kontaktieren.

- Ja, bitte
- Nein, danke

Les questions suivantes concernent votre situation dans le filière agricole.

1. Où êtes-vous situé ? (ville, pays)

Input field for location

2. Secteur agricole principal (cochez TOUTES les réponses qui vous concernent)

- Grande culture
Fruits
Viticelle
Productions sous serres
Produits laitiers
Élevages - élevage extensif
Pisciculture
Agriculture bio
Reproduction/élevage animal (porcs, vaches, etc.)
Océans
Agroforesterie (préfecture d'Alsace)
Autre (veuillez préciser)

3. Quel est votre activité dans le secteur ?

- Agriculteur à temps complet
Agriculteur à temps partiel
Propriétaire non exploitant
Salarié agricole
Autre (veuillez préciser)
Agriculteur en coopérative
Fournisseur de produits/services externes
Associations agricoles, organisation de producteurs

4. Age

Input field for age

5. À quel cluster régional êtes-vous lié ?

Input field for regional cluster

6. Quel est le nom de l'organisation ou du pôle d'innovation numérique ("DIN") qui vous a fourni ce sondage ?

Input field for organization name

Votre exploitation agricole

Pour permettre d'identifier les besoins spécifiques selon les typologies d'exploitations, les questions suivantes concernent la taille de votre exploitation.

7. Combien de personnes travaillent en moyenne sur votre exploitation sur une année ? (y compris les travailleurs saisonniers et les personnes percevant des avantages plutôt que des salaires)

- Moins de 2 personnes
Entre 2 et 10 personnes
Plus de 10 personnes

8. Quelle est la taille de votre exploitation ?

- Moins de 5 hectares
Entre 5 et 30 hectares
Plus de 30 hectares
Moin de 75 animaux
Entre 75 et 300 animaux
Plus de 300 animaux

9. Estimez le positionnement de la taille de votre exploitation à l'échelle régionale



Accès aux services d'innovation digitale

Les questions suivantes concernent la digitalisation de l'agriculture : dans quelle mesure vous adressez-vous à ces thématiques ? (Où à quels services numériques avez-vous accès ?)

10. Dans quelle mesure les sujets suivants vous intéressent ?

Table with 5 columns: Peu intéressé, Un peu intéressé, Intéressé, Beaucoup d'intérêt, Essentiel. Rows include: Besoin d'assurer une traçabilité des produits de qualité de la ferme à l'assiette, Besoin d'optimiser les opérations agricoles, Besoin de faire évoluer la commercialisation, Besoin d'utiliser des données pour prendre de meilleures décisions, Besoin d'une production respectueuse de l'environnement.

Autre (veuillez préciser) input field

11. Pourriez-vous indiquer l'importance que vous donnez aux services ci-dessous pour renforcer l'innovation digitale de votre activité ? (les questions suivantes nous permettront d'évaluer si vous considérez que ces services vous sont accessibles en tant qu'agriculteur).

	Aucune importance	Peu d'importance	Importance	Très importante	Totalement importante
Aide au financement (ex. ingénierie financière, connexion à des sources de financement, perfectionnement des investissements)	<input checked="" type="radio"/>	<input type="radio"/>	<input type="radio"/>	<input type="radio"/>	<input type="radio"/>
Soutien au plan de développement (ex. marketing, distribution)	<input checked="" type="radio"/>	<input type="radio"/>	<input type="radio"/>	<input type="radio"/>	<input type="radio"/>
Conseils et formation (ex. cours, webinars, web à disposition d'informations technologiques à des fins d'enseignement)	<input checked="" type="radio"/>	<input type="radio"/>	<input type="radio"/>	<input type="radio"/>	<input type="radio"/>
Participation à des projets collaboratifs avec des entreprises de R&D, universités et d'autres acteurs	<input checked="" type="radio"/>	<input type="radio"/>	<input type="radio"/>	<input type="radio"/>	<input type="radio"/>
Soutien technique pour intégrer de nouvelles technologies dans votre activité agricole	<input checked="" type="radio"/>	<input type="radio"/>	<input type="radio"/>	<input type="radio"/>	<input type="radio"/>
Participation à des projets pilotes, actions de démonstration ou test de nouveaux produits et services pour le secteur agro-alimentaire	<input checked="" type="radio"/>	<input type="radio"/>	<input type="radio"/>	<input type="radio"/>	<input type="radio"/>
Recherche/Rechercheur (ex. étude de marché, développement commercial)	<input checked="" type="radio"/>	<input type="radio"/>	<input type="radio"/>	<input type="radio"/>	<input type="radio"/>
Partage (entre agriculteurs ou communautés de bénéficiaires d'agrotech)	<input checked="" type="radio"/>	<input type="radio"/>	<input type="radio"/>	<input type="radio"/>	<input type="radio"/>
Conception de développement stratégique (ex. connaissance du marché, développement d'une stratégie d'innovation)	<input checked="" type="radio"/>	<input type="radio"/>	<input type="radio"/>	<input type="radio"/>	<input type="radio"/>
Acceptation des utilisateurs (ex. collecte et analyse des avis de consommateurs, validation de concept par les utilisateurs)	<input checked="" type="radio"/>	<input type="radio"/>	<input type="radio"/>	<input type="radio"/>	<input type="radio"/>
Conception de développement stratégique (ex. connaissance du marché, développement d'une stratégie d'innovation)	<input checked="" type="radio"/>	<input type="radio"/>	<input type="radio"/>	<input type="radio"/>	<input type="radio"/>

12. Avez-vous accès à ces services ?

	Oui	Non	Peut-être
Aide au financement (ex. ingénierie financière, connexion à des sources de financement, perfectionnement des investissements)	<input type="radio"/>	<input type="radio"/>	<input type="radio"/>
Soutien au plan de développement (ex. marketing, distribution)	<input type="radio"/>	<input type="radio"/>	<input type="radio"/>
Conseils et formation (ex. cours, webinars, web à disposition d'informations technologiques à des fins d'enseignement)	<input type="radio"/>	<input type="radio"/>	<input type="radio"/>
Participation à des projets collaboratifs avec des entreprises de R&D, universités et d'autres acteurs	<input type="radio"/>	<input type="radio"/>	<input type="radio"/>
Soutien technique pour intégrer de nouvelles technologies dans votre activité agricole	<input type="radio"/>	<input type="radio"/>	<input type="radio"/>
Participation à des projets pilotes, actions de démonstration ou test de nouveaux produits et services pour le secteur agro-alimentaire	<input type="radio"/>	<input type="radio"/>	<input type="radio"/>
Recherche/Rechercheur (ex. étude de marché, développement commercial)	<input type="radio"/>	<input type="radio"/>	<input type="radio"/>
Partage (entre agriculteurs ou communautés de bénéficiaires d'agrotech)	<input type="radio"/>	<input type="radio"/>	<input type="radio"/>
Conception de développement stratégique (ex. connaissance du marché, développement d'une stratégie d'innovation)	<input type="radio"/>	<input type="radio"/>	<input type="radio"/>
Acceptation des utilisateurs (ex. collecte et analyse des avis de consommateurs, validation de concept par les utilisateurs)	<input type="radio"/>	<input type="radio"/>	<input type="radio"/>
Conception de développement stratégique (ex. connaissance du marché, développement d'une stratégie d'innovation)	<input type="radio"/>	<input type="radio"/>	<input type="radio"/>

13. Dans quelle mesure êtes-vous d'accord avec les propositions suivantes ?

	Parfaitement d'accord	Très peu	Peu	Beaucoup
Je suis sûr de mon imagination pour visualiser des solutions pour mes exploitations	<input type="radio"/>	<input type="radio"/>	<input type="radio"/>	<input type="radio"/>
J'ai le sentiment d'appartenir à un réseau qui me soutient et m'aide à réaliser mes objectifs	<input type="radio"/>	<input type="radio"/>	<input type="radio"/>	<input type="radio"/>
Je suis ouvert au changement	<input type="radio"/>	<input type="radio"/>	<input type="radio"/>	<input type="radio"/>
Je suis suffisamment sûr TIC pour mon activité	<input type="radio"/>	<input type="radio"/>	<input type="radio"/>	<input type="radio"/>
Je suis suffisamment sûr des traitements pour faire face aux défis de transformation numérique dans mon activité	<input type="radio"/>	<input type="radio"/>	<input type="radio"/>	<input type="radio"/>
Je suis un entrepreneur	<input type="radio"/>	<input type="radio"/>	<input type="radio"/>	<input type="radio"/>
Ma connaissance technique et l'expérience avec les principaux produits de logiciel pour mon activité agricole	<input type="radio"/>	<input type="radio"/>	<input type="radio"/>	<input type="radio"/>
Je réfléchis à l'innovation dans mon activité particulièrement aux technologies numériques	<input type="radio"/>	<input type="radio"/>	<input type="radio"/>	<input type="radio"/>
Je partage souvent à des événements et activités liés au secteur agro-alimentaire	<input type="radio"/>	<input type="radio"/>	<input type="radio"/>	<input type="radio"/>
J'essaie souvent des nouvelles technologies et logiciels à des fins professionnelles	<input type="radio"/>	<input type="radio"/>	<input type="radio"/>	<input type="radio"/>
J'ai un bon niveau de connaissances technologiques	<input type="radio"/>	<input type="radio"/>	<input type="radio"/>	<input type="radio"/>
Mes responsabilités vont au-delà de ma seule exploitation agricole	<input type="radio"/>	<input type="radio"/>	<input type="radio"/>	<input type="radio"/>
Je suis optimiste quant à l'avenir de mes exploitations	<input type="radio"/>	<input type="radio"/>	<input type="radio"/>	<input type="radio"/>
Je prends des décisions pour mon activité en m'appuyant sur des données	<input type="radio"/>	<input type="radio"/>	<input type="radio"/>	<input type="radio"/>
Je connais les solutions technologiques disponibles pour mes activités/exploitations	<input type="radio"/>	<input type="radio"/>	<input type="radio"/>	<input type="radio"/>

Les questions suivantes concernent vos opinions sur la digitalisation et l'usage des technologies.

14. Vous avez probablement entendu beaucoup de choses sur la digitalisation, mais votre propre vision nous intéresse. Qu'est-ce que **digital** signifie pour vous ? (cochez TOUTES les cases pertinentes)

- Toute activité liée à l'innovation technologique
- Digital est synonyme de technologie
- Toute activité liée à une technologie pour le contact au client
- Tous les investissements que nous faisons pour intégrer le numérique dans tous les aspects de notre activité
- Autre (veuillez préciser)
- Au-delà de la seule technologie, c'est un état d'esprit qui comprend l'innovation constante, une prise de décision transparente, et l'intégration de la technologie dans tous les aspects de l'activité
- Toute activité liée aux données et à leur analyse
- Ne sait pas

Les questions suivantes concernent votre vision pour l'avenir. Ce que vous considérez comme important nous intéresse, mais pouvez répondre à l'échelle stratégique ou sur des points de détail en fonction de votre perception.

15. Quelles sont vos forces ?

16. Quel est selon vous votre plus grand défi à venir ? (ex. succession, rentabilité, équilibre entre travail et vie personnelle, rester innovant...)

17. Quelles opportunités voyez-vous dans la digitalisation de votre activité ?

18. Selon vous, quelle est (ou sont) la plus grande menace pour le secteur ?

19. Quelle est votre ambition pour l'avenir ?

20. De quoi avez-vous besoin pour l'accomplir ?

Merci beaucoup pour votre temps et votre contribution. Si vous souhaitez s'il est reçu votre contact à l'avenir dans le cadre de ce projet, merci de nous communiquer vos coordonnées ci-dessous.

21. Coordonnées

Nom

Entreprise

Ville

Pays

Adresse e-mail

Numéro de téléphone

22. Avez-vous d'autres questions, idées ou inquiétudes ?

23. Acceptez-vous d'être contacté pour les suites de ce projet ?

- Oui
- Non merci

Le seguenti domande riguardano la sua posizione nel settore agricolo

1. In quale località (città, paese) ha sede?

2. Settore agricolo principale (anche tutti quelli indicati)

- Vitecoltura
- Frutta
- Piante
- Sema
- Latticini - caseario
- Orto
- Salsiccia
- Maltino
- Allevamento (ov. bovino, suino, caprino, ov. prego di fornire maggiori dettagli di seguito)
- Orto
- Acquacoltura, come attività (si prega di fornire maggiori dettagli di seguito)
- Altri (pregi specificare)

3. Qual è il suo ruolo nel settore?

- Agricoltore dedicato
- Agricoltore part-time
- Proprietario terreno, non agricoltore
- Operario in un'azienda agricola
- Altri (pregi specificare)
- Cooperativa Agricola
- Partitore esterni di servizi/prodotti
- Organizzazione Agricola

4. Età

5. Di quale Regional Cluster fa parte?

6. Qual è il nome dell'organizzazione o Digital Innovation Hub ("DIH") che ti ha fornito questo sondaggio?

Aziende agricole diverse hanno esigenze diverse. O ha detto che lei stesso è un agricoltore; per favore, ci dia un'idea delle dimensioni della sua azienda

7. Quante persone lavorano in media nella sua azienda annualmente? (Si prega di tenere in considerazione lavoratori stagionali e altro personale che riceve benefit anche di tipo non salariale)

- Meno di 3 persone
- Tra 3 e 10 persone
- Più di 10 persone

8. Qual è la dimensione della sua azienda?

- Meno di 1 ettaro
- Tra 1 e 10 ettari
- Più di 10 ettari
- Meno di 75 capi di bestiame
- Tra 75 e 100 capi di bestiame
- Più di 100 capi di bestiame

9. Si prega di classificare la dimensione della sua azienda rispetto ad altre aziende nella Regione

Molto	Molto	Medio	Medio	Medio	Medio	Medio	Medio	Medio	Medio
<input type="radio"/>	<input type="radio"/>	<input type="radio"/>	<input type="radio"/>	<input type="radio"/>	<input type="radio"/>	<input type="radio"/>	<input type="radio"/>	<input type="radio"/>	<input type="radio"/>

Le seguenti domande riguardano la digitalizzazione dell'agricoltura: quali sono i suoi argomenti di interesse rispetto alla digitalizzazione? E a quali servizi di digitalizzazione ha accesso?

10. In che misura le interessano i seguenti argomenti?

	Non interessato	Poco interessato	Medio	Molto	Non interessato e Non
La necessità di "tracciare" prodotti di qualità dall'azienda agricola alla tavola (per migliorare i processi di filiera e la qualità dei prodotti, la gestione del allevamento e l'antimicrobico)	<input type="radio"/>	<input type="radio"/>	<input type="radio"/>	<input type="radio"/>	<input type="radio"/>
Il bisogno di ottimizzare le operazioni aziendali (come migliorare l'irrigazione, la fertilizzazione, il trattamento delle malattie, la raccolta, la gestione del allevamento e l'antimicrobico)	<input type="radio"/>	<input type="radio"/>	<input type="radio"/>	<input type="radio"/>	<input type="radio"/>
La necessità di cambiare il modo di fare business (ad esempio il modo di vendere i suoi prodotti)	<input type="radio"/>	<input type="radio"/>	<input type="radio"/>	<input type="radio"/>	<input type="radio"/>
La necessità di utilizzare i dati per prendere decisioni migliori	<input type="radio"/>	<input type="radio"/>	<input type="radio"/>	<input type="radio"/>	<input type="radio"/>
Il bisogno di accedere in modo sostenibile dal punto di vista ambientale (es. utilizzo di TIC per migliorare le prestazioni aziendali e il processo della filiera agricola)	<input type="radio"/>	<input type="radio"/>	<input type="radio"/>	<input type="radio"/>	<input type="radio"/>

Altre (pregi specificare)

11. Di seguito trova un elenco di servizi. Potrebbe indicare quanta **importanza** attribuisce a questi servizi per promuovere l'innovazione digitale per la sua azienda? (La seguente domanda riguarda la disponibilità di questi servizi per lei, in quanto agricoltore).

	Non importante	Importanza	Molto	Altamente importante	Non importante
Accesso ai finanziamenti (ad esempio: ingegneria finanziaria, collegamento a fonti di finanziamento, partecipazione degli investitori)	<input checked="" type="radio"/>	<input type="radio"/>	<input type="radio"/>	<input type="radio"/>	<input type="radio"/>
Supporto alla pianificazione aziendale (es. Commercializzazione, distribuzione)	<input checked="" type="radio"/>	<input type="radio"/>	<input type="radio"/>	<input type="radio"/>	<input type="radio"/>
Consulenza e formazione (ad esempio corsi, webinar, offerte di infrastrutture tecnologiche per il mio settore)	<input checked="" type="radio"/>	<input type="radio"/>	<input type="radio"/>	<input type="radio"/>	<input type="radio"/>
Partecipazione a progetti di collaborazione con aziende di ricerca e sviluppo, università e altre entità	<input checked="" type="radio"/>	<input type="radio"/>	<input type="radio"/>	<input type="radio"/>	<input type="radio"/>
Supporto tecnico per innovazioni nuove tecnologie nella sua azienda agricola	<input checked="" type="radio"/>	<input type="radio"/>	<input type="radio"/>	<input type="radio"/>	<input type="radio"/>
Partecipazione a progetti pilota, demo o azioni di sviluppo di nuovi prodotti e servizi per il settore agricolo/agricoltore	<input checked="" type="radio"/>	<input type="radio"/>	<input type="radio"/>	<input type="radio"/>	<input type="radio"/>
Incubatore / acceleratore (ad esempio: valutazione del mercato, sviluppo del business)	<input checked="" type="radio"/>	<input type="radio"/>	<input type="radio"/>	<input type="radio"/>	<input type="radio"/>
Tutoraggio (tra agricoltori o tra comunità di clienti finali agricoli)	<input checked="" type="radio"/>	<input type="radio"/>	<input type="radio"/>	<input type="radio"/>	<input type="radio"/>
Visite e sviluppo della strategia (ad es. Market intelligence, sviluppo della strategia di innovazione)	<input checked="" type="radio"/>	<input type="radio"/>	<input type="radio"/>	<input type="radio"/>	<input type="radio"/>
Accettazione da parte dell'utente finale (es. Raccolta e analisi dei dati dei clienti, validazione del modello con gli utenti)	<input checked="" type="radio"/>	<input type="radio"/>	<input type="radio"/>	<input type="radio"/>	<input type="radio"/>
Comunità di riferimento (ad esempio, supporto per connettere con altri agricoltori con sfide simili o supporto per orientarsi con le aziende che forniscono le proprie soluzioni tecnologiche)	<input checked="" type="radio"/>	<input type="radio"/>	<input type="radio"/>	<input type="radio"/>	<input type="radio"/>

12. Sono disponibili questi servizi nella sua attività?

	Sì	No	Parzialmente
Accesso ai finanziamenti (ad esempio: ingegneria finanziaria, collegamento a fonti di finanziamento, partecipazione degli investitori)	<input type="radio"/>	<input type="radio"/>	<input type="radio"/>
Supporto alla pianificazione aziendale (es. Commercializzazione, distribuzione)	<input type="radio"/>	<input type="radio"/>	<input type="radio"/>
Consulenza e formazione (ad esempio corsi, webinar, offerte di infrastrutture tecnologiche per il mio settore)	<input type="radio"/>	<input type="radio"/>	<input type="radio"/>
Partecipazione a progetti di collaborazione con aziende di ricerca e sviluppo, università e altre entità	<input type="radio"/>	<input type="radio"/>	<input type="radio"/>
Supporto tecnico per innovazioni nuove tecnologie nella sua azienda agricola	<input type="radio"/>	<input type="radio"/>	<input type="radio"/>
Partecipazione a progetti pilota, demo o azioni di sviluppo di nuovi prodotti e servizi per il settore agricolo/agricoltore	<input type="radio"/>	<input type="radio"/>	<input type="radio"/>
Incubatore / acceleratore (ad esempio: valutazione del mercato, sviluppo del business)	<input type="radio"/>	<input type="radio"/>	<input type="radio"/>
Tutoraggio (tra agricoltori o tra comunità di clienti finali agricoli)	<input type="radio"/>	<input type="radio"/>	<input type="radio"/>
Visite e sviluppo della strategia (ad es. Market intelligence, sviluppo della strategia di innovazione)	<input type="radio"/>	<input type="radio"/>	<input type="radio"/>
Accettazione da parte dell'utente finale (es. Raccolta e analisi dei dati dei clienti, validazione del modello con gli utenti)	<input type="radio"/>	<input type="radio"/>	<input type="radio"/>
Comunità di riferimento (ad esempio, supporto per connettere con altri agricoltori con sfide simili o supporto per orientarsi con le aziende che forniscono le proprie soluzioni tecnologiche)	<input type="radio"/>	<input type="radio"/>	<input type="radio"/>

13. In che misura è d'accordo con le seguenti affermazioni?

	Affatto	Molto poco	Molto	Molto
Esistono soluzioni di integrazione per integrare le operazioni nella mia azienda	<input type="radio"/>	<input type="radio"/>	<input type="radio"/>	<input type="radio"/>
Esiste il modo giusto di fare le cose che mi serve per migliorare la mia azienda	<input type="radio"/>	<input type="radio"/>	<input type="radio"/>	<input type="radio"/>
Sono flessibile nei confronti dei cambiamenti	<input type="radio"/>	<input type="radio"/>	<input type="radio"/>	<input type="radio"/>
Utilizzo tecnologie TIC governative nella mia attività di azienda	<input type="radio"/>	<input type="radio"/>	<input type="radio"/>	<input type="radio"/>
Ho accesso a finanziamenti sufficienti per affrontare le sfide della trasformazione digitale nella mia azienda agricola	<input type="radio"/>	<input type="radio"/>	<input type="radio"/>	<input type="radio"/>
Sono un innovatore	<input type="radio"/>	<input type="radio"/>	<input type="radio"/>	<input type="radio"/>
Il mio lavoro e le conoscenze tecniche sono il motore principale per prendere decisioni in merito all'azienda e la propria attività	<input type="radio"/>	<input type="radio"/>	<input type="radio"/>	<input type="radio"/>
Ho bisogno di tempo per riflettere su un'innovazione per la mia impresa, soprattutto per quel che riguarda le tecnologie digitali	<input type="radio"/>	<input type="radio"/>	<input type="radio"/>	<input type="radio"/>
Il mio tempo è spesso assorbito e attività legate all'azienda	<input type="radio"/>	<input type="radio"/>	<input type="radio"/>	<input type="radio"/>
Posso spesso beneficiare e usare software per uso professionale	<input type="radio"/>	<input type="radio"/>	<input type="radio"/>	<input type="radio"/>
Ho un feedback di tecnologia diretto	<input type="radio"/>	<input type="radio"/>	<input type="radio"/>	<input type="radio"/>
Ho responsabilità maggiori nella mia azienda agricola	<input type="radio"/>	<input type="radio"/>	<input type="radio"/>	<input type="radio"/>
Sono ottimista sul futuro della mia azienda agricola	<input type="radio"/>	<input type="radio"/>	<input type="radio"/>	<input type="radio"/>
Preferisco decisioni sulla mia azienda e sulla mia attività, in base ai dati	<input type="radio"/>	<input type="radio"/>	<input type="radio"/>	<input type="radio"/>
Sono pienamente consapevole delle soluzioni tecnologiche disponibili per la mia azienda e il mio business	<input type="radio"/>	<input type="radio"/>	<input type="radio"/>	<input type="radio"/>

Capacità digitali

Salvo

Le seguenti domande si riferiscono alla sua opinione in merito alla digitalizzazione e a come utilizza la tecnologia.

14. Probabilmente ha sentito parlare molto di digitalizzazione, ma a noi interessa la sua visione sul tema. Cosa significa digitale per lei (scegliere tutte le opzioni pertinenti)?

- Digitale si riferisce a tutte le attività connesse ad innovazioni tecnologiche
- Il digitale è sinonimo di tecnologia
- Il digitale si riferisce a tutte le attività tecnologiche rivolte al cliente
- Il digitale si riferisce a tutti gli investimenti che stiamo facendo per integrare la tecnologia in tutte le parti della nostra attività
- Altro (prega specificare)
- Il digitale va oltre la sola tecnologia per riferire una mentalità che abbraccia un'innovazione continua, una presa delle decisioni consapevole, e l'integrazione delle tecnologie in tutti gli aspetti dell'azienda
- Il digitale si riferisce a tutte le attività di dati e analisi
- Non sono sicuro

Visione e futuro

Salvo

Le seguenti domande si riferiscono alla sua visione per il futuro. Siamo interessati a ciò che lei ritiene importante; può rispondere in modo generico o dettagliato, a seconda di quello che sente.

15. Quali sono i suoi punti di forza?

16. Quale ritiene sia la sua più grande sfida per il futuro? (es. eredità, profitto, equilibrio vita-lavoro, essere innovativi...)

17. Quali opportunità vede nel digitalizzare la sua attività agricola?

18. Quali sono le maggiori minacce che percepisce verso il settore agricolo?

19. Quale è la sua ambizione per il futuro?

20. Di cosa ha bisogno per soddisfare tale ambizione?

Informazioni di contatto

Salvo

Stiamo per il tuo futuro e la collaborazione. Possiamo contattarla in futuro in merito a questo progetto? Se sì, per favore indichi le sue informazioni di contatto.

21. Informazioni di contatto

Nome

Aspirata

Città

Paese

E-mail

Telefono

22. Ha ulteriori commenti, domande o osservazioni?

23. Vorremmo contattarla occasionalmente su questo sondaggio

- Sì, grazie
- No, grazie

Analiza pytań dotyczących umiejscowienia gospodarstwa w terenie rolniczym

1. W jakiej lokalizacji (miejscowość, region) znajduje się Pana/Pani gospodarstwo?

2. Główna działalność (proszę zaznaczyć WSZYSTKIE pasujące)

- Uprawa roli
- Głównictwo (przebieg zwierząt)
- Hodowla drobiu
- Solnictwo
- Rybak
- Wzajemność
- Hodowla krowy (stajnia)
- Hodowla owczarek (wełna, skóra, przędza, przetwory skórzane)
- Głównictwo (przebieg zwierząt)
- Hodowla zwierząt (in: białki, owce, krowy, przetwory skórzane)
- Głównictwo (przebieg zwierząt)
- Hodowla zwierząt (in: białki, owce, krowy, przetwory skórzane)
- Inne (proszę określić)

3. Jaka jest Pana/Pani pozycja w przemyśle?

- Akcja (w pełnym wymiarze)
- Akcja (w niepełnym wymiarze)
- Właściciel osiedzi, na home
- Pracownik firmy rolniczej
- Inne (proszę określić)
- Rolnik spółdzielni produkcyjnej
- Związek, organizacja lub instytucja temowa

4. Wiek

5. Z którym Regionalnym Klastrem jest Pan/Pani związany/związana?

6. Jak nazywa się organizacja lub Digital Innovation Hub („DIH”), która dostarczyła Ci tę ankietę?

Najważsze gospodarstwo ma być różne pozostałe. Jeśli, to jest Pan/Pani rolnik, proszę przedstawić dane liczbowe swojego gospodarstwa

7. Ile osób pracuje średnio w gospodarstwie w cyklu rocznym? (proszę uwzględnić również pracowników sezonowych oraz otrzymujących inny rodzaj wynagrodzenia niż pensja)

- mniej niż 2 osoby
- od 2 do 10 osób
- więcej niż 10 osób

8. Jaki jest rozmiar gospodarstwa?

- mniej niż 5 ha
- od 5 do 10 ha
- więcej niż 10 ha
- mniej niż 75 hektarów zielonych
- od 75 do 200 hektarów zielonych
- więcej niż 200 hektarów zielonych

9. Proszę ocenić rozmiar swojego gospodarstwa w porównaniu do innych gospodarstw w regionie

Małe	Średnie	Duże
<input type="radio"/>	<input type="radio"/>	<input type="radio"/>



Na podstawie poniższej listy pytań o cyfryzację rolnictwa, jako tematy interesują Pana/Panią w tym zakresie? Do których wymienionych usług cyfrowych ma Pan/Pani dostęp?

10. W jakim stopniu jest Pan/Pani zainteresowany/zainteresowana następującymi tematami?

	Wcale nie	W małym	W umiark.	W znaczn.	Dość wyś.	W bardzo
	dużym	stopniu	stopniu	stopniu	stopniu	dużym
Monitorowanie jakości produkcji w całym cyklu produkcji/tytuł od gospodarstwa do konsumenta (tj. praktyczny system monitorowania jakości produkcji w całym cyklu, w tym w tym celu: analiza danych, raportowanie, monitorowanie i kontrola)	<input type="radio"/>	<input type="radio"/>	<input type="radio"/>	<input type="radio"/>	<input type="radio"/>	<input type="radio"/>
Optymalizacja produkcji w ramach gospodarstwa (tj. programy nawadniania, nawożenia, zwalczania chwastów, zbiorów, zapobieganie chorobom roślinności i zwierząt)	<input type="radio"/>	<input type="radio"/>	<input type="radio"/>	<input type="radio"/>	<input type="radio"/>	<input type="radio"/>
Zmiana sposobu prowadzenia biznesu (tj. analiza danych, analiza potrzeb, analiza możliwości)	<input type="radio"/>	<input type="radio"/>	<input type="radio"/>	<input type="radio"/>	<input type="radio"/>	<input type="radio"/>
Używanie danych i danych do podnoszenia jakości danych	<input type="radio"/>	<input type="radio"/>	<input type="radio"/>	<input type="radio"/>	<input type="radio"/>	<input type="radio"/>
Przygotowanie i programowanie robotyki rolniczej (tj. używanie danych do programowania robotyki w rolnictwie (np. roboty rolnicze))	<input type="radio"/>	<input type="radio"/>	<input type="radio"/>	<input type="radio"/>	<input type="radio"/>	<input type="radio"/>

inne (proszę określić):

\* 11. Poniżej znajduje się lista usług. Proszę określić **istotność** jaką Pan/Pani przypisuje tym usługom w celu wsparcia cyfrowej innowacji w Pana/Pani gospodarstwie (kolejne pytania będą dotyczyły dostępności tych usług w Pana/Pani gospodarstwie)

	Wcale nieistotna	W małym stopniu	W umiark.	W znaczn.	Dość wyś.	W bardzo
	istotna	stopniu	stopniu	stopniu	stopniu	istotna
Dostęp do finansów i finansowania (np. systemy finansowe, kredyty ze środków finansowych, planowanie inwestycji)	<input checked="" type="radio"/>	<input type="radio"/>	<input type="radio"/>	<input type="radio"/>	<input type="radio"/>	<input type="radio"/>
Wsparcie w dostrojeniu dostępnego (np. marketing, dystrybucja)	<input checked="" type="radio"/>	<input type="radio"/>	<input type="radio"/>	<input type="radio"/>	<input type="radio"/>	<input type="radio"/>
Usługi techniczne i wykształcenie (np. szkolenia, warsztaty, wykorzystywanie infrastruktury technologicznej w innych obszarach)	<input checked="" type="radio"/>	<input type="radio"/>	<input type="radio"/>	<input type="radio"/>	<input type="radio"/>	<input type="radio"/>
Współny udział w projektach z jednostkami badawczymi, uniwersytetami i innymi jednostkami	<input checked="" type="radio"/>	<input type="radio"/>	<input type="radio"/>	<input type="radio"/>	<input type="radio"/>	<input type="radio"/>
Wsparcie techniczne wdrożeniu nowych technologii w gospodarstwie	<input checked="" type="radio"/>	<input type="radio"/>	<input type="radio"/>	<input type="radio"/>	<input type="radio"/>	<input type="radio"/>
Udział w projektach pilotażowych, demonstracyjnych albo testowanie nowych produktów i usług dla sektora rolniczo-spożywczego	<input checked="" type="radio"/>	<input type="radio"/>	<input type="radio"/>	<input type="radio"/>	<input type="radio"/>	<input type="radio"/>
Wdrażanie/rozpraszanie (np. rozprowadzanie, nowe) danych	<input checked="" type="radio"/>	<input type="radio"/>	<input type="radio"/>	<input type="radio"/>	<input type="radio"/>	<input type="radio"/>
Planowanie (pomocny narzędzie lub wsparcie) bezpieczeństwa użytkowników danych technologicznych	<input checked="" type="radio"/>	<input type="radio"/>	<input type="radio"/>	<input type="radio"/>	<input type="radio"/>	<input type="radio"/>
Współny rozwój strategii (np. badania rynku, nowe strategie marketingowe)	<input checked="" type="radio"/>	<input type="radio"/>	<input type="radio"/>	<input type="radio"/>	<input type="radio"/>	<input type="radio"/>
Skrapianie danych dla użytkowników (np. zbieranie i analizowanie danych użytkowników, weryfikacja koncepcji użytkowników)	<input checked="" type="radio"/>	<input type="radio"/>	<input type="radio"/>	<input type="radio"/>	<input type="radio"/>	<input type="radio"/>
Budowanie społeczności (np. wsparcie w tworzeniu społeczności z gospodarstwami z podobnymi wyzwaniami lub wsparcie w tworzeniu społeczności z innymi przedsiębiorcami w sektorze technologicznym)	<input checked="" type="radio"/>	<input type="radio"/>	<input type="radio"/>	<input type="radio"/>	<input type="radio"/>	<input type="radio"/>

12. Czy te serwisy są **dostępne** w Pana/Pani gospodarstwie?

	Tak	Nie	Opisano
Dostęp do finansów i finansowania (np. systemy finansowe, kredyty ze środków finansowych, planowanie inwestycji)	<input type="radio"/>	<input type="radio"/>	<input type="radio"/>
Wsparcie w dostrojeniu dostępnego (np. marketing, dystrybucja)	<input type="radio"/>	<input type="radio"/>	<input type="radio"/>
Usługi techniczne i wykształcenie (np. szkolenia, warsztaty, wykorzystywanie infrastruktury technologicznej w innych obszarach)	<input type="radio"/>	<input type="radio"/>	<input type="radio"/>
Współny udział w projektach z jednostkami badawczymi, uniwersytetami i innymi jednostkami	<input type="radio"/>	<input type="radio"/>	<input type="radio"/>
Wsparcie techniczne wdrożeniu nowych technologii w gospodarstwie	<input type="radio"/>	<input type="radio"/>	<input type="radio"/>
Udział w projektach pilotażowych, demonstracyjnych albo testowanie nowych produktów i usług dla sektora rolniczo-spożywczego	<input type="radio"/>	<input type="radio"/>	<input type="radio"/>
Wdrażanie/rozpraszanie (np. rozprowadzanie, nowe) danych	<input type="radio"/>	<input type="radio"/>	<input type="radio"/>
Planowanie (pomocny narzędzie lub wsparcie) bezpieczeństwa użytkowników danych technologicznych	<input type="radio"/>	<input type="radio"/>	<input type="radio"/>
Współny rozwój strategii (np. badania rynku, nowe strategie marketingowe)	<input type="radio"/>	<input type="radio"/>	<input type="radio"/>
Skrapianie danych dla użytkowników (np. zbieranie i analizowanie danych użytkowników, weryfikacja koncepcji użytkowników)	<input type="radio"/>	<input type="radio"/>	<input type="radio"/>
Budowanie społeczności (np. wsparcie w tworzeniu społeczności z gospodarstwami z podobnymi wyzwaniami lub wsparcie w tworzeniu społeczności z innymi przedsiębiorcami w sektorze technologicznym)	<input type="radio"/>	<input type="radio"/>	<input type="radio"/>

13. W jakim stopniu zgadza się Pan/Pani z następującymi stwierdzeniami?

	Do ogólnie się	Dość się zgadzam	Wcale się nie zgadzam	Dość się nie zgadzam
CNNi zapewnił mi dostęp do wszystkich informacji w moim gospodarstwie	<input type="radio"/>	<input type="radio"/>	<input type="radio"/>	<input type="radio"/>
Chcę, to jestem gotów/ka być zainwestowany w rozwój technologii	<input type="radio"/>	<input type="radio"/>	<input type="radio"/>	<input type="radio"/>
Jestem otwarty/a na zmiany	<input type="radio"/>	<input type="radio"/>	<input type="radio"/>	<input type="radio"/>
Chłonność systemów informatycznych, które wdrażają firmy	<input type="radio"/>	<input type="radio"/>	<input type="radio"/>	<input type="radio"/>
Mam dostęp do ekspertów z branży / Specjalistów do przetestowania rozwiązań cyfrowych w moim gospodarstwie	<input type="radio"/>	<input type="radio"/>	<input type="radio"/>	<input type="radio"/>
Jestem przedsiębiorca	<input type="radio"/>	<input type="radio"/>	<input type="radio"/>	<input type="radio"/>
Doświadczenia i wiedza techniczna mają znaczenie dla sukcesu w podejmowaniu decyzji inwestycyjnych gospodarstw	<input type="radio"/>	<input type="radio"/>	<input type="radio"/>	<input type="radio"/>
Przepracowałem/łam na potrzeby firmy dotychczasowe doświadczenia, w szczególności w dziedzinie technologii cyfrowych	<input type="radio"/>	<input type="radio"/>	<input type="radio"/>	<input type="radio"/>
Chcę być aktywny/a w wydarzeniach związanych z sektorem technologicznym	<input type="radio"/>	<input type="radio"/>	<input type="radio"/>	<input type="radio"/>
Chcę wypróbować nowe technologie / oprogramowanie na celach zawodowych	<input type="radio"/>	<input type="radio"/>	<input type="radio"/>	<input type="radio"/>
Jestem optymistyczny/na jeśli chodzi o przyszłość mojego biznesu	<input type="radio"/>	<input type="radio"/>	<input type="radio"/>	<input type="radio"/>
Mam wątpliwości, czy ja tylko mam gospodarstwo	<input type="radio"/>	<input type="radio"/>	<input type="radio"/>	<input type="radio"/>
Jestem optymistyczny/na jeśli chodzi o przyszłość mojego biznesu	<input type="radio"/>	<input type="radio"/>	<input type="radio"/>	<input type="radio"/>
Preferuję decyzje związane z moim gospodarstwem, bazując na własnych doświadczeniach	<input type="radio"/>	<input type="radio"/>	<input type="radio"/>	<input type="radio"/>
Jestem w pełni świadomy/świadoma rozwiązań technologicznych dostępnych dla mojego gospodarstwa	<input type="radio"/>	<input type="radio"/>	<input type="radio"/>	<input type="radio"/>

Możliwości cyfrowe

Pytanie 13

Azadom pyłania dotychczas Pan/Pani odpowiedzi na cyfryzację i tego w jaki sposób używa Pan/Pani technologii.

14. Zapewne słyszał/słyszała Pan/Pani o cyfryzacji, jednak Pana/Pani wizja tego procesu jest dla nas istotna. Co oznacza dla Pana/Pani pojęcie „cyfrowy”? (proszę zaznaczyć wszystkie pasujące)

- „Cyfrowy” odnosi się do wszystkich aspektów związanych z innowacją technologiczną
- „Cyfrowy” jest synonimem technologii
- „Cyfrowy” odnosi się do technologii skomplikowanych na świecie
- „Cyfrowy” odnosi się do aspektów inwestycyjnych, które czynią je przystępnymi również w każdej części naszego świata
- Inne (proszę określić):
- „Cyfrowy” waga poza jedną technologię, oznaczałaby sposób myślenia składający się z innowacji, sprawnie podjętymi decyzjami dotyczącymi integracji technologii w każdej formie biznesu
- „Cyfrowy” odnosi się do wszystkich aspektów związanych ze zbieraniem i analizowaniem danych
- Nie jestem pewny/pewna

Wizja przyszłości

Pytanie 14

Proszę podać swoją Pan/Pani wici przyszłości. Zależy nam na tym by poznać co jest dla Pan/Pani ważne; odpowiedź można ogólnie lub szczegółowo.

15. Jakie są Pana/Pani silne strony?

16. Jakie jest Pana/Pani największe wyzwanie na przyszłość? (np. sukcesja, rentowność, balans między życiem prywatnym i zawodowym, bycie innowacyjnym...)

17. Jakie możliwości widzi Pan/Pani w cyfryzacji Pana/Pani gospodarstwa?

18. Jakie są Pana/Pani zdaniem największe zagrożenia dla sektora rolniczego?

19. Jakie są Pana/Pani ambicje na przyszłość?

20. Co jest Panu/Pani potrzebne by spełnić te ambicje?

Szanne uczestniczo do Pana/Pani czasu i wyprawk. Czy moznemo skontaktowac sie z Panem/Pani, zebrnemo profilu? Jeeli tak, prosimy wyprwk podac dane kontaktowe.

#### 21. Dane kontaktowe

Imie i nazwisko	<input type="text"/>
Imie	<input type="text"/>
Priezvisko	<input type="text"/>
Adres	<input type="text"/>
Adres e-mail	<input type="text"/>
Numer telefonu	<input type="text"/>

#### 22. Czy ma Pan/Pani jeszcze jakies komentarze, pytania, uwagi?

#### 23. Czy moznemo skontaktowac sie z Panem/Pani odnośnie tej ankiety?

- Tak, prosimy
- Nie, dziękujemy



As seguintes questões medem sobre a digitalização da agricultura: Quanto são os seus setores de interesse sobre a digitalização? A que serviços de digitalização tem acesso?

10. Quão interessado está nos seguintes tópicos?

	Não interessado	Um pouco interessado	Fortemente interessado	A tentar decidir	Muito interessado
A necessidade de rastreio preciso da produção no campo (i.e. melhoramento de técnicas de recolha de dados de forma a permitir que os produtores tomem a decisão a favor da produção do produto)	<input type="radio"/>	<input type="radio"/>	<input type="radio"/>	<input type="radio"/>	<input type="radio"/>
A necessidade de otimizar as operações agrícolas (como o melhoramento do modo de rega, fertilização, tratamento de doenças, colheita, tarefas administrativas)	<input type="radio"/>	<input type="radio"/>	<input type="radio"/>	<input type="radio"/>	<input type="radio"/>
A necessidade de adaptar os dados como recursos digitais (i.e. a forma como geramos produtos)	<input type="radio"/>	<input type="radio"/>	<input type="radio"/>	<input type="radio"/>	<input type="radio"/>
A necessidade de utilizar informação para a tomada de decisão	<input type="radio"/>	<input type="radio"/>	<input type="radio"/>	<input type="radio"/>	<input type="radio"/>
A necessidade de uma produção ambientalmente sustentável (i.e. utilizar tecnologia de informação de forma a melhorar o desempenho ambiental da produção e da cadeia de valor)	<input type="radio"/>	<input type="radio"/>	<input type="radio"/>	<input type="radio"/>	<input type="radio"/>

Outros (por favor especificar):

11. Em baixo encontra uma lista de serviços. Por favor indique qual é o mais importante que estes serviços são para a inovação digital do seu negócio? (As seguintes questões avaliarão a sua perceção de disponibilidade destes serviços para si).

	Extrema importância	De menor importância	Nenhuma importância	Importante	Muito importante
Acesso a financiamento (e.g. Acesso a fundos de investimento, gerenciamento de financiamento)	<input checked="" type="radio"/>	<input type="radio"/>	<input type="radio"/>	<input type="radio"/>	<input type="radio"/>
Suporte de modo de negócios (e.g. marketing, distribuição)	<input checked="" type="radio"/>	<input type="radio"/>	<input type="radio"/>	<input type="radio"/>	<input type="radio"/>
Formação (e.g. cursos, workshops, referências com ideias tecnológicas para fins educacionais)	<input checked="" type="radio"/>	<input type="radio"/>	<input type="radio"/>	<input type="radio"/>	<input type="radio"/>
Participação em projetos colaborativos de I&D com empresas, universidades e outros	<input checked="" type="radio"/>	<input type="radio"/>	<input type="radio"/>	<input type="radio"/>	<input type="radio"/>
Suporte tecnológico (i.e. implementação de tecnologias no seu negócio)	<input checked="" type="radio"/>	<input type="radio"/>	<input type="radio"/>	<input type="radio"/>	<input type="radio"/>
Participação em projetos piloto ou testes de novos serviços e produtos para o setor agrícola	<input checked="" type="radio"/>	<input type="radio"/>	<input type="radio"/>	<input type="radio"/>	<input type="radio"/>
Incubadoras/Aceleradoras (e.g. Estudos de Mercado, desenvolvimento de empresas)	<input checked="" type="radio"/>	<input type="radio"/>	<input type="radio"/>	<input type="radio"/>	<input type="radio"/>
Monitoring (entre agricultores ou entre utilizadores finais de agro tecnologia)	<input checked="" type="radio"/>	<input type="radio"/>	<input type="radio"/>	<input type="radio"/>	<input type="radio"/>
Desenvolvimento de valor e de estratégia (e.g. análises de mercado, desenvolvimento de estratégias de inovação)	<input checked="" type="radio"/>	<input type="radio"/>	<input type="radio"/>	<input type="radio"/>	<input type="radio"/>
Acesso de utilizador final (e.g. validação com utilizadores finais)	<input checked="" type="radio"/>	<input type="radio"/>	<input type="radio"/>	<input type="radio"/>	<input type="radio"/>
Construção de comunidade (e.g. apoio e ligação com outros agricultores com desafios semelhantes ou com empresas que oferecem soluções tecnológicas)	<input checked="" type="radio"/>	<input type="radio"/>	<input type="radio"/>	<input type="radio"/>	<input type="radio"/>

12. Estes serviços estão disponíveis para o seu negócio?

	Sim	Não	Pendentes
Acesso a financiamento (e.g. Acesso a fundos de investimento, gerenciamento de financiamento)	<input type="radio"/>	<input type="radio"/>	<input type="radio"/>
Suporte de modo de negócios (e.g. marketing, distribuição)	<input type="radio"/>	<input type="radio"/>	<input type="radio"/>
Formação (e.g. cursos, workshops, referências com ideias tecnológicas para fins educacionais)	<input type="radio"/>	<input type="radio"/>	<input type="radio"/>
Participação em projetos colaborativos de I&D com empresas, universidades e outros	<input type="radio"/>	<input type="radio"/>	<input type="radio"/>
Suporte tecnológico (i.e. implementação de tecnologias no seu negócio)	<input type="radio"/>	<input type="radio"/>	<input type="radio"/>
Participação em projetos piloto ou testes de novos serviços e produtos para o setor agrícola	<input type="radio"/>	<input type="radio"/>	<input type="radio"/>
Incubadoras/Aceleradoras (e.g. Estudos de Mercado, desenvolvimento de empresas)	<input type="radio"/>	<input type="radio"/>	<input type="radio"/>
Monitoring (entre agricultores ou entre utilizadores finais de agro tecnologia)	<input type="radio"/>	<input type="radio"/>	<input type="radio"/>
Desenvolvimento de valor e de estratégia (e.g. análises de mercado, desenvolvimento de estratégias de inovação)	<input type="radio"/>	<input type="radio"/>	<input type="radio"/>
Acesso de utilizador final (e.g. validação com utilizadores finais)	<input type="radio"/>	<input type="radio"/>	<input type="radio"/>
Construção de comunidade (e.g. apoio e ligação com outros agricultores com desafios semelhantes ou com empresas que oferecem soluções tecnológicas)	<input type="radio"/>	<input type="radio"/>	<input type="radio"/>

13. Quanto concorda com as afirmações abaixo?

	Não	Muito pouco	Concordo	Concordo muito
Que investimento e minha migração para criar inovações na minha indústria	<input type="radio"/>	<input type="radio"/>	<input type="radio"/>	<input type="radio"/>
Sinto que faço parte de algo novo que me auxilia no desenvolvimento do meu negócio	<input type="radio"/>	<input type="radio"/>	<input type="radio"/>	<input type="radio"/>
Sou feliz em lidar com mudanças	<input type="radio"/>	<input type="radio"/>	<input type="radio"/>	<input type="radio"/>
Muito interessado tecnologia na minha experiência	<input type="radio"/>	<input type="radio"/>	<input type="radio"/>	<input type="radio"/>
Tenho acesso suficiente a treinamento de forma a apoiar a transformação digital e os seus desafios	<input type="radio"/>	<input type="radio"/>	<input type="radio"/>	<input type="radio"/>
Sou um empreendedor	<input type="radio"/>	<input type="radio"/>	<input type="radio"/>	<input type="radio"/>
Experimento e conheço muito sobre as futuras tendências para minha indústria	<input type="radio"/>	<input type="radio"/>	<input type="radio"/>	<input type="radio"/>
Tenho tempo para refletir em inovação para o meu negócio, especialmente em digitalização	<input type="radio"/>	<input type="radio"/>	<input type="radio"/>	<input type="radio"/>
Participo regularmente em eventos relacionados com o setor agroalimentar	<input type="radio"/>	<input type="radio"/>	<input type="radio"/>	<input type="radio"/>
Experimento novas tecnologias e softwares para utilização profissional	<input type="radio"/>	<input type="radio"/>	<input type="radio"/>	<input type="radio"/>
Tenho um formação tecnológica extensa	<input type="radio"/>	<input type="radio"/>	<input type="radio"/>	<input type="radio"/>
Tenho uma maior responsabilidade do que somente a minha empresa	<input type="radio"/>	<input type="radio"/>	<input type="radio"/>	<input type="radio"/>
Estou otimista sobre o futuro do meu negócio agrícola	<input type="radio"/>	<input type="radio"/>	<input type="radio"/>	<input type="radio"/>
Tenho decisões sobre a minha experiência baseadas em dados	<input type="radio"/>	<input type="radio"/>	<input type="radio"/>	<input type="radio"/>
Sou totalmente ciente das opções tecnológicas disponíveis para o meu negócio	<input type="radio"/>	<input type="radio"/>	<input type="radio"/>	<input type="radio"/>

Capacidades digitais

Próximo

As seguintes questões abordam a sua opinião sobre digitalização e como utiliza a tecnologia.

14. Provavelmente já ouviu bastante sobre digitalização, no entanto a sua visão sobre este tema interessa-nos. O que significa **digital** para si? (escolha TODAS as opções que se apliquem)

- Digital refere-se a todas as atividades de inovação tecnológica
  - Digital é o âmbito da tecnologia
  - Digital significa e todas as atividades tecnológicas para o consumidor
  - Digital refere-se a todos os investimentos que adotamos a realizar de forma a integrar tecnologia em todas as partes do nosso negócio
  - Outros (por favor especificar)
- 
- Digital é a parte da tecnologia, uma vez que reflete uma mentalidade de constante inovação, tomada de decisão baseada, e integração de tecnologia em todas as fases do negócio
  - Digital refere-se a todas as atividades de dados e analítica
  - Inverte

Visão e futuro

Próximo

As seguintes questões estão relacionadas com a sua perspetiva de futuro. Dê uma resposta em qualquer o que considere importante; não responder de forma detalhada ou mais abrangente, do assunto com o que considere relevante.

15. Quais são os seus pontos fortes?

16. O que considera ser o maior desafio para o futuro? (i.e. herdeiros, rentabilidade, equilíbrio pessoal e profissional, inovação...)

17. Que oportunidades identifica na digitalização?

18. Qual considera ser a maior ameaça para o setor?

19. Qual é a sua ambição para o futuro?

20. O que necessita para realizar essa ambição?

Muito obrigado pelo seu tempo e colaboração.  
Podemos contactá-lo no futuro no âmbito deste projeto? Se sim, preencha e forneça os dados.

21. Informação de contacto

Nome	<input type="text"/>
Empresa	<input type="text"/>
Cidade	<input type="text"/>
País	<input type="text"/>
E-mail	<input type="text"/>
Telefone	<input type="text"/>

22. Tem alguma sugestão, comentário ou dúvida?

23. Gostaríamos de o contactar relativamente a este inquérito

- Sim
- Não, obrigado

# Romanian

Introducere

Romanian

Verificarea întrebărilor se referă la performanța dumneavoastră în sectorul agricol

1. Unde vă desfășurați activitatea (localitate, țară)?

2. Domeniul agricol principal (bifați TOATE variantele aplicabile)

- Cultură mare
- Pomicultură
- Creșterea pășunilor
- Bate
- Producția de lapte
- Legumicultură
- Creșterea porcinilor
- Agricultură bio
- Creșterea animalelor (specii: porc, oi, capre, vă rugăm să detaliați mai jos)
- Cultivarea rădăcinilor
- Sisteme agricole, de exemplu sistemele agrotehnologice (vă rugăm să detaliați mai jos)
- Altele (vă rugăm precizați)

3. Ce poziție ocupați în agroindustrie?

- Fermier, ca activitate principală
- Fermier, ca activitate secundară
- Proprietar fermă, nu fermier
- Angajat al unei companii din agricultură
- Altele (vă rugăm precizați)
- Cooperativă agricolă a fermierilor
- Furnizor externizat de servicii/presedinte
- Asociație, organizație sau instituție ale fermierilor

4. Vârsta

5. Din ce cluster regional faceți parte?

6. Care este numele organizației sau Digital Innovation Hub ("DIH") care ți-a furnizat acest sondaj?

Structura fermei

Romanian

Tipuri diferite de ferme au nevoi diferite.

Dacă vă gândiți la noua fermă, vă rugăm să ne dați informații privind dimensiunea fermei dumneavoastră.

7. Câte persoane lucrează în medie pe an în ferma dumneavoastră? (vă rugăm să includeti muncitorii sezonieri precum și pe cei care primesc beneficii în loc de salarii)

- Mai puțin de 2 persoane
- Între 2 și 10 persoane
- Peste 10 persoane

8. Care este dimensiunea fermei?

- Mai puțin de 5 ha
- Între 5 și 20 ha
- Peste 20 ha
- Mai puțin de 75 capete de animale
- Între 75 și 300 capete de animale
- Peste 300 capete de animale

9. Vă rugăm să vă clasificați ferma în funcție de dimensiuni prin comparație cu alte ferme din regiune

Sub	Mare	Mic
<input type="checkbox"/>	<input type="checkbox"/>	<input type="checkbox"/>



Urmașoare întrebări se referă la digitalizarea fermelor. Care sunt subiectele dvs. de interes privind digitalizarea și la ce servicii de digitalizare aveți acces?

10. În ce măsură sunteți interesat de următoarele subiecte?

	Deloc interesat	Pută interesat	Putem interesat	În cea de mult interesat	Deja implementat
<b>Nevoia de "Monitorizare și tracabilitate" a activității producător de la fermă la fermă</b> (capacitate pentru înțelegerea consumatorilor și a altor actori din lanțul valorii și a produselor)	<input type="radio"/>	<input type="radio"/>	<input type="radio"/>	<input type="radio"/>	<input type="radio"/>
<b>Nevoia de optimizare a operațiunilor din fermă</b> (de ex. îmbunătățirea irigațiilor, a administrării fertilizantelor și a tratamentelor împotriva bolilor, a recoltării, a managementului și administrării activității)	<input type="radio"/>	<input type="radio"/>	<input type="radio"/>	<input type="radio"/>	<input type="radio"/>
<b>Nevoia de schimbare a modului în care se fac afacerile</b> (de ex. nou în care să vindeți produsele)	<input type="radio"/>	<input type="radio"/>	<input type="radio"/>	<input type="radio"/>	<input type="radio"/>
<b>Nevoia de a fi mai date informatice pentru a lua decizii mai bune</b>	<input type="radio"/>	<input type="radio"/>	<input type="radio"/>	<input type="radio"/>	<input type="radio"/>
<b>Nevoia de a oferi produsele noastre din punctul de vedere al modului în care utilizarea tehnologiei informației și de comunicații pentru a îmbunătăți procesele noastre în cazul produselor agricole și pe fermele agricole/industriale</b>	<input type="radio"/>	<input type="radio"/>	<input type="radio"/>	<input type="radio"/>	<input type="radio"/>

Alte (vă rugăm precizați):

11. Mai jos sunt enumerate o listă de servicii. Vă rugăm să indicați cât de importante considerați că sunt aceste servicii pentru dezvoltarea inovării digitale pentru afacerea dumneavoastră? (Următoarea întrebare se referă la felul în care ați percepe aceste servicii dacă le-ați avea la dispoziție ca fermieri).

	Fără importanță	Importanță mică	Importanță medie	Importanță mare	Extrem de important
<b>Ajutaj financiar</b> (de ex. management financiar modern, consultanță cu privire la finanțare, asigurare financiară)	<input checked="" type="radio"/>	<input type="radio"/>	<input type="radio"/>	<input type="radio"/>	<input type="radio"/>
<b>Sprijin pentru planificarea afacerii</b> (de ex. marketing, distribuție)	<input checked="" type="radio"/>	<input type="radio"/>	<input type="radio"/>	<input type="radio"/>	<input type="radio"/>
<b>Calificare și formare</b> (de ex. cursuri, seminarii, schimb de cunoștințe tehnologice în scop educațional)	<input checked="" type="radio"/>	<input type="radio"/>	<input type="radio"/>	<input type="radio"/>	<input type="radio"/>
<b>Participare la proiecte în colaborare cu companii de cercetare-dezvoltare, universități și alte entități</b>	<input checked="" type="radio"/>	<input type="radio"/>	<input type="radio"/>	<input type="radio"/>	<input type="radio"/>
<b>Sprijin tehnic pentru integrarea tehnologiilor noi în afacerea dumneavoastră și agricultură</b>	<input checked="" type="radio"/>	<input type="radio"/>	<input type="radio"/>	<input type="radio"/>	<input type="radio"/>
<b>Participare la proiecte pilot, demonstrative sau teste ale producător și servicii noi pentru sectorul agricol/industrial</b>	<input checked="" type="radio"/>	<input type="radio"/>	<input type="radio"/>	<input type="radio"/>	<input type="radio"/>
<b>Incubator/Accelerator</b> (de ex. evaluarea potențialului afacerii)	<input checked="" type="radio"/>	<input type="radio"/>	<input type="radio"/>	<input type="radio"/>	<input type="radio"/>
<b>Networking</b> (interferențe sau linii de comunicație de afaceri în rândul fermierilor și al actorilor agricoli)	<input checked="" type="radio"/>	<input type="radio"/>	<input type="radio"/>	<input type="radio"/>	<input type="radio"/>
<b>Identificarea oportunităților și proiectelor</b> (de ex. întreprinderi pilot, dezvoltarea unor strategii de inovare)	<input checked="" type="radio"/>	<input type="radio"/>	<input type="radio"/>	<input type="radio"/>	<input type="radio"/>
<b>Asistență la fabricarea</b> (de ex. conectarea și evaluarea datelor vocale ale clientilor, validarea conceptelor de afaceri)	<input checked="" type="radio"/>	<input type="radio"/>	<input type="radio"/>	<input type="radio"/>	<input type="radio"/>
<b>Dezvoltarea comunității</b> (de ex. servicii pentru conectarea cu alți fermieri care se confruntă cu probleme similare sau servicii pentru conectarea cu comunități care să furnizeze servicii tehnologice)	<input checked="" type="radio"/>	<input type="radio"/>	<input type="radio"/>	<input type="radio"/>	<input type="radio"/>

12. Aceste servicii sunt disponibile pentru afacerea dumneavoastră?

	Da	Da	Nu
<b>Ajutaj financiar</b> (de ex. management financiar modern, consultanță cu privire la finanțare, asigurare financiară)	<input type="radio"/>	<input type="radio"/>	<input type="radio"/>
<b>Sprijin pentru planificarea afacerii</b> (de ex. marketing, distribuție)	<input type="radio"/>	<input type="radio"/>	<input type="radio"/>
<b>Calificare și formare</b> (de ex. cursuri, seminarii, schimb de cunoștințe tehnologice în scop educațional)	<input type="radio"/>	<input type="radio"/>	<input type="radio"/>
<b>Participare la proiecte în colaborare cu companii de cercetare-dezvoltare, universități și alte entități</b>	<input type="radio"/>	<input type="radio"/>	<input type="radio"/>
<b>Sprijin tehnic pentru integrarea tehnologiilor noi în afacerea dumneavoastră și agricultură</b>	<input type="radio"/>	<input type="radio"/>	<input type="radio"/>
<b>Participare la proiecte pilot, demonstrative sau teste ale producător și servicii noi pentru sectorul agricol/industrial</b>	<input type="radio"/>	<input type="radio"/>	<input type="radio"/>
<b>Incubator/Accelerator</b> (de ex. evaluarea potențialului afacerii)	<input type="radio"/>	<input type="radio"/>	<input type="radio"/>
<b>Networking</b> (interferențe sau linii de comunicație de afaceri în rândul fermierilor și al actorilor agricoli)	<input type="radio"/>	<input type="radio"/>	<input type="radio"/>
<b>Identificarea oportunităților și proiectelor</b> (de ex. întreprinderi pilot, dezvoltarea unor strategii de inovare)	<input type="radio"/>	<input type="radio"/>	<input type="radio"/>
<b>Asistență la fabricarea</b> (de ex. conectarea și evaluarea datelor vocale ale clientilor, validarea conceptelor de afaceri)	<input type="radio"/>	<input type="radio"/>	<input type="radio"/>
<b>Dezvoltarea comunității</b> (de ex. servicii pentru conectarea cu alți fermieri care se confruntă cu probleme similare sau servicii pentru conectarea cu comunități care să furnizeze servicii tehnologice)	<input type="radio"/>	<input type="radio"/>	<input type="radio"/>

13. În ce măsură sunteți de acord cu următoarele afirmații?

	Deloc	Foarte puțin	Deocamdată	Foarte mult
Mădă folosesc la inovare în propria mea fermă	<input type="radio"/>	<input type="radio"/>	<input type="radio"/>	<input type="radio"/>
Sunt că fac parte dintr-o rețea care mă ajută să prognoz cu afacerea mea în agricultură	<input type="radio"/>	<input type="radio"/>	<input type="radio"/>	<input type="radio"/>
Sunt ușor adaptabil la schimbări	<input type="radio"/>	<input type="radio"/>	<input type="radio"/>	<input type="radio"/>
Folosesc orice aplicație informatice în activitatea mea	<input type="radio"/>	<input type="radio"/>	<input type="radio"/>	<input type="radio"/>
Am acces relativ la informații pentru a căuta și prezenta transformări digitale a afacerii mele în agricultură	<input type="radio"/>	<input type="radio"/>	<input type="radio"/>	<input type="radio"/>
Sunt entuziasmat	<input type="radio"/>	<input type="radio"/>	<input type="radio"/>	<input type="radio"/>
Experiența și capacitățile tehnice sunt prioritare multă în lumea noastră privind ferme și afaceri	<input type="radio"/>	<input type="radio"/>	<input type="radio"/>	<input type="radio"/>
Do fac timp să reflectez asupra inovațiilor pentru afaceri, în special în ce privește tehnologiile digitale	<input type="radio"/>	<input type="radio"/>	<input type="radio"/>	<input type="radio"/>
Particip desori la evenimente și activități privind sectorul agropastoral	<input type="radio"/>	<input type="radio"/>	<input type="radio"/>	<input type="radio"/>
Încerc desori tehnologii și programe noi în scop profesional	<input type="radio"/>	<input type="radio"/>	<input type="radio"/>	<input type="radio"/>
Am un bun nivel de tehnologie informatică	<input type="radio"/>	<input type="radio"/>	<input type="radio"/>	<input type="radio"/>
Am o responsabilitate mai mare, nu doar ferma mea	<input type="radio"/>	<input type="radio"/>	<input type="radio"/>	<input type="radio"/>
Sunt capabil să mă adaptez ușor la schimbări în agricultură	<input type="radio"/>	<input type="radio"/>	<input type="radio"/>	<input type="radio"/>
Jau desori privind ferme și afaceri mea de la distanță	<input type="radio"/>	<input type="radio"/>	<input type="radio"/>	<input type="radio"/>
Cum ar putea tehnologia dispune pentru ferme și afaceri mea	<input type="radio"/>	<input type="radio"/>	<input type="radio"/>	<input type="radio"/>

Aptitudini digitale

Număr: 1

Învățașare înțeleasă se referă la pătrunderea dumneavoastră despre digitalizare și cum folosiți tehnologiile digitale.

14. Probabil că ați auzit foarte multe lucruri despre digitalizare și din acest motiv ne interesează viziunea dumneavoastră despre acest subiect. Ce înseamnă **digital** pentru dumneavoastră? (bifați TOATE variantele aplicabile)

- Termenul „digital” se referă la toate activitățile de inovare tehnologică
- Termenul „digital” este sinonim cu termenul „tehnologic”
- Termenul „digital” se referă la toate aplicațiile tehnologice orientate către clienți
- Termenul „digital” se referă la toate instrumentele și care le fac pentru a integra tehnologia informativă în toate compartimentele afacerii mele
- Altele (vă rugăm precizați):
- Termenul „digital” este mult mai larg decât termenul „tehnologic” și referă un nivel de gândire orientat spre inovare constantă, luarea deciziilor în mod transparent și integrarea tehnologiilor informatice în toate etapele afacerii
- Termenul „digital” se referă la toate procesele informatice și la toate activitățile analitice
- Nu sunt sigur

Viziune și viitor

Număr: 1

Învățașare înțeleasă se referă la viziunea dumneavoastră despre viitor. Săptămânile următoare vă aflăm în ceea ce privește viziunea dumneavoastră ce înseamnă viitorul, puteți discuta despre felul în care vă imaginați în funcție de cum considerați viitorul.

15. Care vă sunt punctele tari?

16. Care considerați că este cea mai mare provocare a dumneavoastră în viitor? (de ex. succesiunea, profitabilitatea, echilibrul între viața profesională și cea privată, a fi inovativ...)

17. Ce oportunități vedeți în digitalizarea activităților din ferma dumneavoastră?

18. Care considerați că este cea mai mare amenințare la adresa sectorului?

19. Care vă sunt ambițiile pentru viitor?

20. De ce aveți nevoie pentru a vă îndeplini aceste ambiții?

Vă mulțumim foarte mult pentru timpul și eforturile dumneavoastră.  
Putem să vă contactăm în viitor privind acest proiect? Dacă da, vă rugăm să vă completați datele mai jos.

#### 21. Informații de contact

Nume și prenume	<input type="text"/>
Companie	<input type="text"/>
Locație	<input type="text"/>
Taxă	<input type="text"/>
Adresă e-mail	<input type="text"/>
Telefon (inclusiv codul de țară)	<input type="text"/>

#### 22-25. Aveți alte comentarii, întrebări sau preocupări?

#### 23. Dorim să vă contactăm eventual în legătură cu acest sondaj

- Da  
 Nu



Καλώς ήλθατε στην Έρευνα Ψηφιακών Αναγκών των Αγροτών

Ελληνικά

Η έρευνα αυτή αποτελεί μέρος της πρωτοβουλίας H2020 SmartAgriHubs, με στόχο την επιτάχυνση του ψηφιακού μετασχηματισμού του ευρωπαϊκού αγροδιατροφικού τομέα. Στόχος αυτής της έρευνας είναι να προσδιορίσει τις σημαντικότερες ανάγκες ψηφιοποίησης του γεωργικού τομέα. Με τις απαντήσεις σας, το έργο μπορεί να καθορίσει και να δώσει προτεραιότητα στις ενέργειες του, συνεπώς η συνεισφορά σας έχει ζωτική σημασία. Αυτή η έρευνα διαρκεί περίπου 12 λεπτά για να ολοκληρωθεί. Όλες οι απαντήσεις που παρέχετε θα τηρούνται με την αυστηρότερη εμπιστευτικότητα και θα χρησιμοποιούνται μόνο για το έργο SmartAgriHubs Σας ευχαριστούμε για το χρόνο και τη συνεργασία σας. Η ομάδα του SmartAgriHubs

Επόμενο

Παρέχεται από την  
 SurveyMonkey  
Δείτε πόσο εύκολη είναι η δημιουργία μιας έρευνας.

Πολιτική απορρήτου και cookies

Τα ακόλουθα ερωτήματα σχετίζονται με τη θέση σας στον αγροτικό τομέα

1. Σε ποια τοποθεσία (πόλη, χώρα) δραστηριοποιείστε?

2. Κύριος γεωργικός τομέας (σημειώστε ΟΛΑ όσα ισχύουν)  
Αγροτική καλλιέργεια

- Αγροτική καλλιέργεια
- Φρούτα
- Πουλερικά
- Θερμοκήπια
- Γαλακτοκομικά
- Λαχανικά
- Χοιροστάσιο
- Οργανικά
- Ζωοτεχνία (παρακαλούμε να μας δώσετε περισσότερες λεπτομέρειες παρακάτω: βοσειδή, πρόβατα, κατσίκια ...)
- Ελαιόδεντρα
- Οικοσυστήματα αγροδασοπονίας π.χ. βοσκοτόπι (παρακαλούμε να μας δώσετε περισσότερες λεπτομέρειες παρακάτω)
- Άλλο (διευκρινίστε)

3. Ποιος είναι ο ρόλος σας?

- Αγρότης αποκλειστικά
- Γεωργός με μερική απασχόληση
- Ιδιοκτήτης, όχι αγρότης
- Εργάζομαι σε γεωργική εταιρεία
- Άλλο (διευκρινίστε)
- Αγρο-συνεταιριστική γεωργική εκμετάλλευση
- Εξωτερικός πάροχος υπηρεσιών / προϊόντων
- Ένωση αγροτών, οργάνωση ή ίδρυμα

4. Ηλικία

5. Σε ποια περιφερειακή ομάδα (Regional Cluster) ανήκετε?

6. Ποιο είναι το όνομα του οργανισμού ή του Ψηφιακού Κέντρου Καινοτομίας (DIH) που σας έδωσε αυτή την έρευνα;

Προηγούμενος

Επόμενο

## Δομή αγροκτήματος

Ελληνικά

Τα διαφορετικά είδη εκμεταλλεύσεων έχουν διαφορετικές ανάγκες. Μας είπατε ότι είστε ο ίδιος ένας αγρότης, παρακαλούμε να μας δώσετε μια γενική εικόνα για το αγρόκτημά σας.

7. Πόσοι άνθρωποι εργάζονται στο αγρόκτημα για ολόκληρο το έτος κατά μέσο όρο; (παρακαλώ συμπεριλάβετε τους εποχιακούς εργαζόμενους και εκείνους που δεν κερδίζουν μισθό αλλά παροχές)

- Λιγότερο από 2 άτομα  
 Μεταξύ 2 και 10 ατόμων  
 Περισσότερα από 10 άτομα

8. Ποιο είναι το μέγεθος του αγροκτήματος?

- Λιγότερο από 5 εκτάρια  
 Μεταξύ 5 και 30 εκτάρια  
 Περισσότεροι από 30 εκτάρια  
 Λιγότερο από 75 ζώα  
 Μεταξύ 75 και 300 ζώων  
 Περισσότερα από 300 ζώα

9. Ταξινομήστε το μέγεθος της φάρμας σας σε περιφερειακό επίπεδο



Προηγούμενος

Επόμενο

Πρόσβαση σε υπηρεσίες ψηφιακής καινοτομίας

Ελληνικά

Οι ακόλουθες ερωτήσεις αφορούν την ψηφιοποίηση της γεωργίας: ποια είναι τα θέματα που σας ενδιαφέρουν σχετικά με την ψηφιοποίηση; Και σε ποιες υπηρεσίες ψηφιοποίησης έχετε πρόσβαση?

10. Σε ποιο βαθμό ενδιαφέρεστε για τα ακόλουθα θέματα?

	δεν ενδιαφέρομαι	ενδιαφέρομαι λίγο	ενδιαφέρομαι έντονα	προσπαθώ να το αντιμετωπίσω	ήδη το αντιμετωπίζω
<p>Η ανάγκη να «παρακολουθούνται και να ιχνηλατούνται» προϊόντα ποιότητας από το αγρόκτημα στο πιρούνι (δηλ. Να βελτιώνονται τα συστήματα ανιχνευσιμότητας έτσι ώστε οι καταναλωτές να γνωρίζουν από πού προέρχεται το προϊόν ή πώς υποβλήθηκε σε επεξεργασία)</p>	<input type="radio"/>	<input type="radio"/>	<input type="radio"/>	<input type="radio"/>	<input type="radio"/>
<p>Η ανάγκη βελτιστοποίησης των γεωργικών δραστηριοτήτων (όπως η βελτίωση της άρδευσης, της γονιμοποίησης, της θεραπείας των ασθενειών, της συγκομιδής, της διαχείρισης και της παρακολούθησης του ζωικού κεφαλαίου)</p>	<input type="radio"/>	<input type="radio"/>	<input type="radio"/>	<input type="radio"/>	<input type="radio"/>
<p>Η ανάγκη για αλλαγή του τρόπου που πραγματοποιείται τις πωλήσεις σας (π.χ. άλλος τρόπος πώλησης προϊόντων)</p>	<input type="radio"/>	<input type="radio"/>	<input type="radio"/>	<input type="radio"/>	<input type="radio"/>
<p>Η ανάγκη χρήσης δεδομένων για λήψη καλύτερων αποφάσεων)</p>	<input type="radio"/>	<input type="radio"/>	<input type="radio"/>	<input type="radio"/>	<input type="radio"/>
<p><b>Η ανάγκη για περιβαλλοντικά βιώσιμη παραγωγή (π.χ. αξιοποίηση των ΤΠΕ για τη βελτίωση των περιβαλλοντικών επιδόσεων της παραγωγής τροφίμων και των αλυσίδων αξίας των γεωργικών προϊόντων διατροφής)</b></p>	<input type="radio"/>	<input type="radio"/>	<input type="radio"/>	<input type="radio"/>	<input type="radio"/>

Άλλο (διευκρινίστε)

\* 11. Παρακάτω θα βρείτε μια λίστα με υπηρεσίες.. Θα μπορούσατε να υποδείξετε πόση σημασία αποδίδετε στις υπηρεσίες αυτές για την προώθηση της ψηφιακής καινοτομίας για την επιχείρησή σας; (Η παρακάτω ερώτηση θα εξετάσει εάν θεωρείτε ότι οι υπηρεσίες αυτές είναι διαθέσιμες για εσάς ως γεωργός)

	Δεν έχει σημασία	Έχει μικρή σημασία	Ουδέτερος	Μάλλον σημαντικό	Πολύ σημαντικό
Πρόσβαση σε χρηματοδότηση και κεφάλαιο (π.χ. χρηματοοικονομική τεχνική, σύνδεση με πηγές χρηματοδότησης, επενδυτικός προγραμματισμός)	<input type="radio"/>	<input type="radio"/>	<input type="radio"/>	<input type="radio"/>	<input type="radio"/>
Υποστήριξη επιχειρηματικού σχεδιασμού (π.χ. εμπορία, διανομή)	<input type="radio"/>	<input type="radio"/>	<input type="radio"/>	<input type="radio"/>	<input type="radio"/>
Δεξιότητες και Εκπαίδευση (π.χ. μαθήματα, εργαστήρια, προσφορά τεχνολογικής υποδομής για εκπαιδευτικούς σκοπούς)	<input type="radio"/>	<input type="radio"/>	<input type="radio"/>	<input type="radio"/>	<input type="radio"/>
Συμμετοχή σε Συνεργατική Έρευνα & Ανάπτυξη με εταιρίες, πανεπιστήμια και άλλους οργανισμούς	<input type="radio"/>	<input type="radio"/>	<input type="radio"/>	<input type="radio"/>	<input type="radio"/>
Τεχνική υποστήριξη για την ενσωμάτωση νέων τεχνολογιών στη γεωργική σας επιχείρηση	<input type="radio"/>	<input type="radio"/>	<input type="radio"/>	<input type="radio"/>	<input type="radio"/>
Συμμετοχή σε πιλοτικά έργα, έργα επίδειξης για νέα προϊόντα ή υπηρεσίες	<input type="radio"/>	<input type="radio"/>	<input type="radio"/>	<input type="radio"/>	<input type="radio"/>
Εκκολαπτήριο / Επιταχυντής επιχειρήσεων (π.χ. αξιολόγηση αγοράς, ανάπτυξη επιχειρήσεων)	<input type="radio"/>	<input type="radio"/>	<input type="radio"/>	<input type="radio"/>	<input type="radio"/>
Mentoring/Συμβουλευτική (μεταξύ αγροτών ή επιχειρήσεων και χρηστών)	<input type="radio"/>	<input type="radio"/>	<input type="radio"/>	<input type="radio"/>	<input type="radio"/>
Οραματισμό και Ανάπτυξη Στρατηγικής (π.χ. ανάλυση της αγοράς, ανάπτυξη στρατηγικής καινοτομίας)	<input type="radio"/>	<input type="radio"/>	<input type="radio"/>	<input type="radio"/>	<input type="radio"/>
Αποδοχή από τον χρήστη (π.χ. συλλογή και ανάλυση γνώμης δεδομένων πελατών, επικύρωση ιδεών με χρήστες)	<input type="radio"/>	<input type="radio"/>	<input type="radio"/>	<input type="radio"/>	<input type="radio"/>
Κτίσιμο Κοινοτήτων (π.χ. συνεργασίες με άλλους αγρότες μα παρόμοιες ανάγκες ή με επιχειρήσεις που σας δίνουν τεχνολογικές λύσεις)	<input type="radio"/>	<input type="radio"/>	<input type="radio"/>	<input type="radio"/>	<input type="radio"/>



## 12. Οι υπηρεσίες αυτές είναι διαθέσιμες στην επιχείρησή σας?

	Ναί	Όχι	Εν μέρει
Πρόσβαση σε χρηματοδότηση και κεφάλαιο (π.χ. χρηματοοικονομική τεχνική, σύνδεση με πηγές χρηματοδότησης, επενδυτικός προγραμματισμός)	<input type="radio"/>	<input type="radio"/>	<input type="radio"/>
Υποστήριξη επιχειρηματικού σχεδιασμού (π.χ. εμπορία, διανομή)	<input type="radio"/>	<input type="radio"/>	<input type="radio"/>
Δεξιότητες και Εκπαίδευση (π.χ. μαθήματα, εργαστήρια, προσφορά τεχνολογικής υποδομής για εκπαιδευτικούς σκοπούς)	<input type="radio"/>	<input type="radio"/>	<input type="radio"/>
Συμμετοχή σε Συνεργατική Έρευνα & Ανάπτυξη με εταιρίες, πανεπιστήμια και άλλους οργανισμούς	<input type="radio"/>	<input type="radio"/>	<input type="radio"/>
Τεχνική υποστήριξη για την ενσωμάτωση νέων τεχνολογιών στη γεωργική σας επιχείρηση	<input type="radio"/>	<input type="radio"/>	<input type="radio"/>
Συμμετοχή σε πιλοτικά έργα, έργα επίδειξης για νέα προϊόντα ή υπηρεσίες	<input type="radio"/>	<input type="radio"/>	<input type="radio"/>
Εκκαλοπτήριο / Επιταχυντής επιχειρήσεων (π.χ. αξιολόγηση αγοράς, ανάπτυξη επιχειρήσεων)	<input type="radio"/>	<input type="radio"/>	<input type="radio"/>
Mentoring/Συμβουλευτική (μεταξύ αγροτών ή επιχειρήσεων και χρηστών)	<input type="radio"/>	<input type="radio"/>	<input type="radio"/>
Οραματισμό και Ανάπτυξη Στρατηγικής (π.χ. ανάλυση της αγοράς, ανάπτυξη στρατηγικής καινοτομίας)	<input type="radio"/>	<input type="radio"/>	<input type="radio"/>
Αποδοχή από τον χρήστη (π.χ. συλλογή και ανάλυση γνώμης δεδομένων πελατών, επικύρωση ιδεών με χρήστες)	<input type="radio"/>	<input type="radio"/>	<input type="radio"/>
Κτίσιμο Κοινοτήτων (π.χ. συνεργασίες με άλλους αγρότες με παρόμοιες ανάγκες ή με επιχειρήσεις που σας δίνουν τεχνολογικές λύσεις)	<input type="radio"/>	<input type="radio"/>	<input type="radio"/>

## 13. Σε ποιο βαθμό συμφωνείτε με τις ακόλουθες δηλώσεις?

	καθόλου	πολύ λίγο	κάπως	πέρα πολύ
Συχνά χρησιμοποιώ τη φαντασία μου για να βλέπω τις καινοτομίες στο αγρόκτημα μου	<input type="radio"/>	<input type="radio"/>	<input type="radio"/>	<input type="radio"/>
Αισθάνομαι ότι είμαι μέρος ενός δικτύου που με υποστηρίζει να προωθήσω τη γεωργική δραστηριότητα	<input type="radio"/>	<input type="radio"/>	<input type="radio"/>	<input type="radio"/>
Είμαι ευέλικτος στις αλλαγές	<input type="radio"/>	<input type="radio"/>	<input type="radio"/>	<input type="radio"/>
Χρησιμοποιώ τις ΤΠΕ σε καθημερινή βάση για να υποστηρίξω την επιχείρησή μου	<input type="radio"/>	<input type="radio"/>	<input type="radio"/>	<input type="radio"/>
Έχω επαρκή πρόσβαση σε χρηματοδότηση και κεφάλαιο ώστε να αντιμετωπίσω θέματα ψηφιοποίησης	<input type="radio"/>	<input type="radio"/>	<input type="radio"/>	<input type="radio"/>
Είμαι επιχειρηματίας	<input type="radio"/>	<input type="radio"/>	<input type="radio"/>	<input type="radio"/>
Η εμπειρία και οι τεχνικές γνώσεις είναι το κύριο κίνητρο για τη λήψη αποφάσεων για την επιχείρησή μου	<input type="radio"/>	<input type="radio"/>	<input type="radio"/>	<input type="radio"/>
Παίρνω χρόνο για να αναλογιστώ την καινοτομία για την επιχείρησή μου, ειδικά όσον αφορά τις ψηφιακές τεχνολογίες	<input type="radio"/>	<input type="radio"/>	<input type="radio"/>	<input type="radio"/>
Παρακολουθώ συχνά εκδηλώσεις και δραστηριότητες που σχετίζονται με τα γεωργικά προϊόντα διατροφής	<input type="radio"/>	<input type="radio"/>	<input type="radio"/>	<input type="radio"/>
Συχνά δοκιμάζω νέα τεχνολογία και λογισμικό για επαγγελματική χρήση	<input type="radio"/>	<input type="radio"/>	<input type="radio"/>	<input type="radio"/>
Έχω έναν εξωτερικό πάροχο τεχνολογίας	<input type="radio"/>	<input type="radio"/>	<input type="radio"/>	<input type="radio"/>
Έχω μεγαλύτερη ευθύνη απ 'ό, τι μόνο η φάρμα μου	<input type="radio"/>	<input type="radio"/>	<input type="radio"/>	<input type="radio"/>
Είμαι αισιόδοξος για το μέλλον της γεωργικής μου δραστηριότητας	<input type="radio"/>	<input type="radio"/>	<input type="radio"/>	<input type="radio"/>
Λαμβάνω αποφάσεις σχετικά με το αγρόκτημα με βάση δεδομένα	<input type="radio"/>	<input type="radio"/>	<input type="radio"/>	<input type="radio"/>
Έχω πλήρη επίγνωση σχετικά με τις τεχνολογίες για το αγρόκτημα και την επιχείρησή μου	<input type="radio"/>	<input type="radio"/>	<input type="radio"/>	<input type="radio"/>

Προηγούμενος

Επόμενο



Οι ακόλουθες ερωτήσεις αφορούν τις σκέψεις σας σχετικά με την ψηφιοποίηση και τον τρόπο χρήσης της τεχνολογίας.

**14. Μάλλον έχετε ακούσει πολλά για την ψηφιοποίηση, αλλά το όραμά σας για αυτό είναι σημαντικό. Τι σημαίνει ψηφιοποίηση για εσάς; (επιλέξτε ΟΛΑ όσα ισχύουν)**

- Η ψηφιοποίηση αναφέρεται σε όλες τις δραστηριότητες τεχνολογικής καινοτομίας
  - Η ψηφιοποίηση είναι συνώνυμο της τεχνολογίας
  - Η ψηφιοποίηση αναφέρεται σε όλες τις δραστηριότητες τεχνολογίας που αντιμετωπίζουν οι πελάτες
  - Η ψηφιοποίηση αναφέρεται σε όλες τις επενδύσεις που πραγματοποιούμε για την ενσωμάτωση της τεχνολογίας σε όλα τα μέρη της επιχείρησής μας.
  - Άλλο (διευκρινίστε)
- Η ψηφιακή τεχνολογία ξεπερνά την τεχνολογία μόνο για να αντικατοπτρίζει μια νοοτροπία που αγκαλιάζει τη συνεχή καινοτομία, τη σταθερή λήψη αποφάσεων και την ενσωμάτωση της τεχνολογίας σε όλες τις φάσεις της επιχείρησης
  - Η ψηφιοποίηση αναφέρεται σε όλα τα δεδομένα και την αναλύσή τους
  - Δεν είμαι σίγουρος

Προηγούμενος

Επόμενο



Οι ακόλουθες ερωτήσεις σχετίζονται με το όραμά σας για το μέλλον. Μας ενδιαφέρει αυτό που θεωρείτε σημαντικό.

15. Ποια είναι τα δυνατά σας σημεία?

16. Τι πιστεύετε ότι είναι η μεγαλύτερη πρόκλησή σας για το μέλλον; (π.χ. διαδοχή, κερδοφορία, ισορροπία μεταξύ της εργασίας και της ζωής, διατήρηση της καινοτομίας ...)

17. Ποιες ευκαιρίες βλέπετε στην ψηφιοποίηση της γεωργικής σας δραστηριότητας?

18. Τι θεωρείτε ότι είναι η μεγαλύτερη απειλή στον τομέα;?

19. Ποια είναι η φιλοδοξία σας για το μέλλον?

20. Τι χρειάζεστε για να εκπληρώσετε αυτή τη φιλοδοξία?

Προηγούμενος

Επόμενο



Σας ευχαριστούμε πολύ για το χρόνο και τη συνεργασία σας. Μπορούμε να επικοινωνήσουμε μαζί σας στο μέλλον σχετικά με αυτό το έργο; Αν ναι, παρακαλώ μοιραστείτε τα στοιχεία επικοινωνίας σας εδώ.

21. Στοιχεία επικοινωνίας

Όνομα

Εταιρία

Πόλη

Χώρα

Email

Τηλέφωνο

22. Έχετε άλλα σχόλια, ερωτήσεις ή ανησυχίες?

23. Θα θέλαμε να επικοινωνήσουμε μαζί σας σχετικά με αυτήν την έρευνα

Ναι παρακαλώ

Όχι ευχαριστώ

Προηγούμενος

Έγινε



Ο ακόλουθος ερωτήσιος αφορά την υπηρεσία της εταιρείας που είναι το θέμα και τις ενδιαφέρει σχετικά με την υπηρεσία και οι ποια υπηρεσία ψηφιακής έχει παρόμοια?

10. Σε ποιο βαθμό ενδιαφέρεστε για το ακόλουθα θέματα?

	Οχι ενδιαφέρον	Μικρό ενδιαφέρον	Μεσαίο ενδιαφέρον	Μεγάλο ενδιαφέρον
Επίσημο σε πιστοποιηθείσες και να διαθέτουν προϊόντα ποιότητας από τα κράτη της περιοχής (π.χ. Αρτοποιία για ψηφιατά συσκευασμένα προϊόντα κ.λπ. που παράγονται από τον κάτοικο ή τον κάτοικο ενδιαφέροντος)	<input type="radio"/>	<input type="radio"/>	<input type="radio"/>	<input type="radio"/>
Επίσημο διαπιστευμένο για υπηρεσίες διασποράς (π.χ. ή διάδοση της Αλήθειας, της ακεραιότητας, της Ευκαιρίας των ανθρώπων, της αλληλεγγύης, της δημοκρατίας και της παρακολούθησης των δικών κινήσεων)	<input type="radio"/>	<input type="radio"/>	<input type="radio"/>	<input type="radio"/>
Επίσημο από άλλους του κράτους - πιστοποιημένα ως προϊόντα, π.χ. άλλος κάτοικος ενδιαφέροντος	<input type="radio"/>	<input type="radio"/>	<input type="radio"/>	<input type="radio"/>
Επίσημο βάσει δεδομένων για Αληθινά κινήματα (π.χ. κινήματα)	<input type="radio"/>	<input type="radio"/>	<input type="radio"/>	<input type="radio"/>
<b>Η ανάγκη για παραδοσιακή βιομηχανία (π.χ. Επισκεψή των ΠΠ για τη βελτίωση των παραδοσιακών προϊόντων της κοινότητας γύρω από των αειθαλών αξιών των ερευνητών προϊόντων βιομηχανίας)</b>	<input type="radio"/>	<input type="radio"/>	<input type="radio"/>	<input type="radio"/>

Άλλα (συμπληρώστε):

11. Παρακάτω θα βρείτε μια λίστα με υπηρεσίες... Θα μπορούσατε να υποδείξετε πόση σημασία αποδίδετε στις υπηρεσίες αυτές για την προώθηση της ψηφιακής κοινωνιολογίας για την επιχείρησή σας; (Η παρακάτω ερώτηση θα ελεγχθεί εάν θεωρείτε ότι οι υπηρεσίες αυτές είναι διαθέσιμες για εσάς ως γεωγραφία)

	Μη επηρεάζει	Μικρή σημασία	Μεσαία σημασία	Μεγάλη σημασία
Παρόμοια σε πιστοποιηθείσες και προϊόντα (π.χ. διαπιστευμένα προϊόντα, προϊόντα με πιστότητα διασποράς, πιστοποιημένα παρασκευασμένα)	<input type="radio"/>	<input type="radio"/>	<input type="radio"/>	<input type="radio"/>
Υποστηρίξει επιχειρηματικό ενδιαφέρον (π.χ. κινήματα, κινήματα)	<input type="radio"/>	<input type="radio"/>	<input type="radio"/>	<input type="radio"/>
Επίσημο από διαπιστευμένο (π.χ. πιστοποιημένο, πιστοποιημένο παραδοσιακό προϊόντα για παραδοσιακά προϊόντα)	<input type="radio"/>	<input type="radio"/>	<input type="radio"/>	<input type="radio"/>
Υποστηρίξει σε Στρατηγική Έκδοση 6 Ανάπτυξη με στόχο, πιστοποιημένο και άλλους παραδοσιακούς	<input type="radio"/>	<input type="radio"/>	<input type="radio"/>	<input type="radio"/>
Επίσημο από άλλους του κράτους - πιστοποιημένα ως προϊόντα, π.χ. άλλος κάτοικος ενδιαφέροντος	<input type="radio"/>	<input type="radio"/>	<input type="radio"/>	<input type="radio"/>
Υποστηρίξει σε κινήματα (π.χ. κινήματα για την Αληθινή, την ακεραιότητα, την ευκαιρία, την αλληλεγγύη, την δημοκρατία και την παρακολούθηση των δικών κινήσεων)	<input type="radio"/>	<input type="radio"/>	<input type="radio"/>	<input type="radio"/>
Επίσημο από άλλους του κράτους (π.χ. πιστοποιημένο, πιστοποιημένο παραδοσιακό προϊόντα)	<input type="radio"/>	<input type="radio"/>	<input type="radio"/>	<input type="radio"/>
Αποδοχή από τον χρήστη (π.χ. πιστοίτη και επίσημη γνώση, διάδοση κινήσεων, κινήματα είναι με στόχο)	<input type="radio"/>	<input type="radio"/>	<input type="radio"/>	<input type="radio"/>
Επίσημο διαπιστευμένο (π.χ. πιστοποιημένο με άλλους κινήματα, πιστοποιημένα κινήματα ή με πιστοίτη και με άλλους παραδοσιακούς κινήματα)	<input type="radio"/>	<input type="radio"/>	<input type="radio"/>	<input type="radio"/>

12. Οι υπηρεσίες αυτές είναι διαθέσιμες στην επιχείρησή σας?

	Ναι	Όχι	Μη είναι
Παρόμοια σε πιστοποιηθείσες και προϊόντα (π.χ. διαπιστευμένα προϊόντα, προϊόντα με πιστότητα διασποράς, πιστοποιημένα παρασκευασμένα)	<input type="radio"/>	<input type="radio"/>	<input type="radio"/>
Υποστηρίξει επιχειρηματικό ενδιαφέρον (π.χ. κινήματα, κινήματα)	<input type="radio"/>	<input type="radio"/>	<input type="radio"/>
Επίσημο από διαπιστευμένο (π.χ. πιστοποιημένο, πιστοποιημένο παραδοσιακό προϊόντα για παραδοσιακά προϊόντα)	<input type="radio"/>	<input type="radio"/>	<input type="radio"/>
Υποστηρίξει σε Στρατηγική Έκδοση 6 Ανάπτυξη με στόχο, πιστοποιημένο και άλλους παραδοσιακούς	<input type="radio"/>	<input type="radio"/>	<input type="radio"/>
Επίσημο από άλλους του κράτους - πιστοποιημένα ως προϊόντα, π.χ. άλλος κάτοικος ενδιαφέροντος	<input type="radio"/>	<input type="radio"/>	<input type="radio"/>
Υποστηρίξει σε κινήματα (π.χ. κινήματα για την Αληθινή, την ακεραιότητα, την ευκαιρία, την αλληλεγγύη, την δημοκρατία και την παρακολούθηση των δικών κινήσεων)	<input type="radio"/>	<input type="radio"/>	<input type="radio"/>
Επίσημο από άλλους του κράτους (π.χ. πιστοποιημένο, πιστοποιημένο παραδοσιακό προϊόντα)	<input type="radio"/>	<input type="radio"/>	<input type="radio"/>
Αποδοχή από τον χρήστη (π.χ. πιστοίτη και επίσημη γνώση, διάδοση κινήσεων, κινήματα είναι με στόχο)	<input type="radio"/>	<input type="radio"/>	<input type="radio"/>
Επίσημο διαπιστευμένο (π.χ. πιστοποιημένο με άλλους κινήματα, πιστοποιημένα κινήματα ή με πιστοίτη και με άλλους παραδοσιακούς κινήματα)	<input type="radio"/>	<input type="radio"/>	<input type="radio"/>

13. Σε ποια βαθμιά συμφωνείτε με τις ακόλουθες δηλώσεις?

	απόλυτα	πολύ λίγο	λίγως	πολύ πολύ
Συχνά χρησιμοποιώ τη φωνή μου για να δείξω τις συναισθηματικές μου αντιδράσεις μου.	<input type="radio"/>	<input type="radio"/>	<input type="radio"/>	<input type="radio"/>
Αισθάνομαι ότι είναι μέρος ενός θετικού ρόλου σε οποιαδήποτε ομάδα ή κοινότητα ή κοινωνική δραστηριότητα.	<input type="radio"/>	<input type="radio"/>	<input type="radio"/>	<input type="radio"/>
Επινοώ πολλές ιδέες/λύσεις.	<input type="radio"/>	<input type="radio"/>	<input type="radio"/>	<input type="radio"/>
Κρατάω τον ήχο της φωνής μου ή της κίνησης των χειρών μου για να υποστηρίξω την ομιλία μου.	<input type="radio"/>	<input type="radio"/>	<input type="radio"/>	<input type="radio"/>
Έχω επαρκή πρόκληση σε δραστηριότητες και σχέσεις ώστε να συνειδητοποιώ όλο το δυναμικό μου.	<input type="radio"/>	<input type="radio"/>	<input type="radio"/>	<input type="radio"/>
Είμαι επαγγελματίας.	<input type="radio"/>	<input type="radio"/>	<input type="radio"/>	<input type="radio"/>
Η φωνή μου ή η κίνηση μου είναι ένας τρόπος να επικοινωνώ με τους άλλους.	<input type="radio"/>	<input type="radio"/>	<input type="radio"/>	<input type="radio"/>
Πάρω μέρος σε όλες τις συζητήσεις που αφορούν για τον χώρο εργασίας μου, αλλά δεν εφαρμόζω τις προτάσεις μου.	<input type="radio"/>	<input type="radio"/>	<input type="radio"/>	<input type="radio"/>
Πρακτικά, σπάνι σκέψεις και δραστηριότητες που αφορούν με το κοινωνικό πρόβλημα διαταραχής.	<input type="radio"/>	<input type="radio"/>	<input type="radio"/>	<input type="radio"/>
Συχνά διαμαρτύρομαι για την κατάσταση των πραγμάτων στην εργασία μου.	<input type="radio"/>	<input type="radio"/>	<input type="radio"/>	<input type="radio"/>
Έχω ένα ιδιαίτερα καθαρό ήχο φωνής.	<input type="radio"/>	<input type="radio"/>	<input type="radio"/>	<input type="radio"/>
Έχω μεγαλύτερη δύναμη από ό,τι μου δίνεται από άλλους.	<input type="radio"/>	<input type="radio"/>	<input type="radio"/>	<input type="radio"/>
Έχω απώλεια για το μέλλον της γενικής μου δραστηριότητας.	<input type="radio"/>	<input type="radio"/>	<input type="radio"/>	<input type="radio"/>
Αισθάνομαι συναισθηματικά σπρωκτό με το να σκεφτώ με έναν ήχο.	<input type="radio"/>	<input type="radio"/>	<input type="radio"/>	<input type="radio"/>
Έχω τη δύναμη επικοινωνίας μου με τις προτάσεις για να επηρεάσω και να οργανώσω μου.	<input type="radio"/>	<input type="radio"/>	<input type="radio"/>	<input type="radio"/>

Ψηφιστές δυνατότητας

Εξέταση 5

Οι ακόλουθες ερωτήσεις αφορούν τις απόψεις σας σχετικά με την εφαρμογή και τον τρόπο χρήσης της τεχνολογίας.

14. Πόλλων έχετε ακούσει πολλά για την ψηφιοποίηση, αλλά το όραμά σας για αυτό είναι σημαντικό. Τι σημαίνει ψηφιοποίηση για εσάς; (επιλέξτε 0-4 από τις προτάσεις)

- Η ψηφιοποίηση αναφέρεται σε όλες τις δραστηριότητες που αφορούν τον υπολογιστή.
  - Η ψηφιοποίηση είναι ουσιαστικά η τεχνολογία.
  - Η ψηφιοποίηση αναφέρεται σε όλες τις δραστηριότητες που αφορούν τον υπολογιστή και τα μέσα.
  - Η ψηφιοποίηση αναφέρεται σε όλες τις διαδικασίες που αφορούν τον υπολογιστή και τα μέσα της πληροφορίας μας.
  - Άλλο (δικαιολογήστε):
- 

- Η ψηφιοποίηση σημαίνει την τεχνολογία όπως με τα συστήματα για να υποστηρίξω μια εργασία ή να κάνω κινήσεις, το οποίο είναι απαραίτητο και την ενσωμάτωση της τεχνολογίας σε όλες τις φάσεις της εφαρμογής.
- Η ψηφιοποίηση αναφέρεται σε όλα τα δεδομένα και την επεξεργασία τους.
- Δεν είναι τίποτα.

Όραμα και μέλλον

Εξέταση 5

Οι ακόλουθες ερωτήσεις αφορούν με το όραμά σας για το μέλλον. Πες ευθυγρά με το που θεωρείς σημαντικό.

15. Ποια είναι τα δυνατά σας σημεία?

16. Τι πιστεύετε ότι είναι η μεγαλύτερη πρόκλησή σας για το μέλλον; (π.χ. διαδραχμή, κερδοφορία, απορροπή μεταξύ της εργασίας και της ζωής, διατήρηση της κοινωνίας ...)

17. Πότες ευκαιρίες βλέπετε στην ψηφιοποίηση της γεωργικής σας δραστηριότητας;

18. Τι θεωρείτε ότι είναι η μεγαλύτερη απειλή στον τομέα;

19. Ποια είναι η φιλοδοξία σας για το μέλλον;

20. Τι χρειάζεστε για να εκπληρώσετε αυτή τη φιλοδοξία;

Εάν παραμένετε μαζί ως το χέρι στη συζύγου σας, θέλουμε να επικοινωνήσουμε μαζί σας στα μέγιστα σχετικά με αυτό το έργο. Αν όχι, παρακαλώ μαρκάριστε τα στοιχεία επικοινωνίας σας ελεύθερα.

21. Στοιχεία επικοινωνίας

Όνομα

Επώνυμο

Πάτρo

Κόδο

Επαιδί

Τηλέφωνο

22. Έχετε άλλα αγόρια, ερωτήσεις ή ανησυχίες?

23. Θα θέλαμε να επικοινωνήσουμε μαζί σας σχετικά με αυτήν την έρευνα

- Ναι, παρακαλώ
- Όχι, παρακαλώ

## 7. ANNEX III: DIGITAL INNOVATION HUBS SERVICES SURVEY

You can find the survey here in different languages:

English: [https://es.surveymonkey.com/r/smartagrihubs\\_DIHs](https://es.surveymonkey.com/r/smartagrihubs_DIHs)

Spanish: [https://es.surveymonkey.com/r/smartagrihubs\\_DIHs?lang=es](https://es.surveymonkey.com/r/smartagrihubs_DIHs?lang=es)

Greek: [https://es.surveymonkey.com/r/smartagrihubs\\_DIHs?lang=el](https://es.surveymonkey.com/r/smartagrihubs_DIHs?lang=el)

Serbian: [https://es.surveymonkey.com/r/smartagrihubs\\_DIHs?lang=sr](https://es.surveymonkey.com/r/smartagrihubs_DIHs?lang=sr)



## Welcome to the Digital Innovation Hubs Survey

This survey is part of the H2020 initiative **SmartAgriHubs**, aiming to accelerate the digital transformation of the European agrifood sector.

The goal of this survey is to identify the most important digitalisation needs of the farming sector, and the role of Digital Innovation Hubs to support innovations for digital transformation of the sector. With your answers, the project can define and prioritise actions, therefore your input is of crucial importance. This survey takes approximately 12 minutes to complete. All answers you provide will be kept in the strictest confidentiality and will be used only for the SmartAgriHubs project.

Thank you for your time and cooperation,  
the SmartAgriHubs team

### Introduction

The following questions are related to your DIH

\* 1. Which Digital Innovation Hub do you represent?

\* 2. What sector do you serve mainly?

- |   |   |
|---|---|
| <input type="checkbox"/> Arable farming         | <input type="checkbox"/> Piggery  |
| <input type="checkbox"/> Fruits                 | <input type="checkbox"/> Organic  |
| <input type="checkbox"/> Poultry                | <input type="checkbox"/> Olive trees  |
| <input type="checkbox"/> Greenhouses            | <input type="checkbox"/> Animal husbandry (ie. cattle, sheep, goat, please give us more detail below) |
| <input type="checkbox"/> Dairy                  | <input type="checkbox"/> Agroforestry ecosystems, like dehesa (please give us more detail below)      |
| <input type="checkbox"/> Vegetables             |   |
| <input type="checkbox"/> Other (please specify) |   |

\* 3. Which Regional cluster are you related to?

\* 4. In which location (city, country) is your DIH based?

\* 5. When were you established? (MM-YYYY)

\* 6. How would you describe the digital innovation you provide to the sector?

\* 7. What is your role in the DIH?

- Manager
- Consultant
- Advisor
- Accountant
- Researcher
- Other (please specify)

Community

\* 8. Could you indicate to which other entities your DIH is connected? (check ALL that apply)

- University/Research Center
- Competence Center
- Other DIH
- Local SME's
- Local larger businesses
- Farmer association(s)/communitie(s)
- Education & training institutes
- (Local) government
- Orchestrator
- Incubator/accelerator/startup programs
- Other (please specify)

9. Could you tell us what kind of events your DIH has organised in the last 12 months (please state the date, a short description of the topic, and number of attendees)?

## Vision

The following questions are related to your vision for the future.

We are interested in what you find important; you can answer either high-level or detailed according to what you feel.

10. What are your strenghts?

11. What do you feel is your biggest challenge for the future?

12. What do you consider your greatest contribution to the sector?

13. What is your ambition for the future?

14. What do you need to fulfill this ambition?

## DIH Services

The following questions are about digitalisation of farming: what are your topics of interest regarding digitalisation? And which digitalisation services are you delivering as a DIH?

\* 15. Taking into account the farmers needs, please identify in which you are interested in supplying services

	Not interested	A bit interested	Strongly interested	Trying to address it	Already addressing it
<b>The need to “Track and Trace” quality products from farm-to-fork</b> (i.e. improving traceability systems so consumers know where the product comes from or how it was processed)	<input type="radio"/>	<input type="radio"/>	<input type="radio"/>	<input type="radio"/>	<input type="radio"/>
<b>The need to optimise farm operations</b> (such as improving irrigation, fertilisation, disease treatment, harvesting, livestock management and administration)	<input type="radio"/>	<input type="radio"/>	<input type="radio"/>	<input type="radio"/>	<input type="radio"/>
<b>The need for new business models</b> (with a specific focus on adaptable and flexible digital solutions to address the business needs of farms)	<input type="radio"/>	<input type="radio"/>	<input type="radio"/>	<input type="radio"/>	<input type="radio"/>
<b>The need to combine and exchange data to create value</b> (such as developing standards, knowledge and infrastructures for collecting data from the field with sensors, satellite or drone imagery to make better decisions)	<input type="radio"/>	<input type="radio"/>	<input type="radio"/>	<input type="radio"/>	<input type="radio"/>
<b>The need for environmentally-sustainable production</b> (e.g. making use of ICT to improve the environmental performance of food production and agrifood value chains)	<input type="radio"/>	<input type="radio"/>	<input type="radio"/>	<input type="radio"/>	<input type="radio"/>

\* 16. Below you find a list of services that DIHs can deliver. Could you please indicate how much importance you ascribe to this service to operate as a hub?

	Of no importance	Of minor importance	Neutral	Rather important	Very important
Access to finance and funding (e.g. financial engineering, connection to funding sources, investment planning)	<input type="radio"/>	<input type="radio"/>	<input type="radio"/>	<input type="radio"/>	<input type="radio"/>
Business planning support (e.g. marketing, distribution)	<input type="radio"/>	<input type="radio"/>	<input type="radio"/>	<input type="radio"/>	<input type="radio"/>
Skills and Education (e.g. courses, workshops, offering technological infrastructure for educational purposes)	<input type="radio"/>	<input type="radio"/>	<input type="radio"/>	<input type="radio"/>	<input type="radio"/>
(Collaborative) R&D (e.g. technology concept development, realising proof of concepts)	<input type="radio"/>	<input type="radio"/>	<input type="radio"/>	<input type="radio"/>	<input type="radio"/>
Technical Support (e.g. prototyping, small series production)	<input type="radio"/>	<input type="radio"/>	<input type="radio"/>	<input type="radio"/>	<input type="radio"/>
Testing (e.g. certification, product qualification)	<input type="radio"/>	<input type="radio"/>	<input type="radio"/>	<input type="radio"/>	<input type="radio"/>
Incubator/Accelerator (e.g. market assessment, business development)	<input type="radio"/>	<input type="radio"/>	<input type="radio"/>	<input type="radio"/>	<input type="radio"/>
Mentoring (in the network) (e.g. training of/by other hubs and competences centres)	<input type="radio"/>	<input type="radio"/>	<input type="radio"/>	<input type="radio"/>	<input type="radio"/>
Visioning and Strategy Development (e.g. market intelligence, innovation strategy development)	<input type="radio"/>	<input type="radio"/>	<input type="radio"/>	<input type="radio"/>	<input type="radio"/>
User acceptance (e.g. collecting and analysing voice of customer data, concept validation with users)	<input type="radio"/>	<input type="radio"/>	<input type="radio"/>	<input type="radio"/>	<input type="radio"/>
Community Building (e.g. scouting for partners, marketing communication, ecosystem building)	<input type="radio"/>	<input type="radio"/>	<input type="radio"/>	<input type="radio"/>	<input type="radio"/>

\* 17. Are these services implemented in your DIH?

	Yes	No	Partially
Access to finance and funding (e.g. financial engineering, connection to funding sources, investment planning)	<input type="radio"/>	<input type="radio"/>	<input type="radio"/>
Business planning support (e.g. marketing, distribution)	<input type="radio"/>	<input type="radio"/>	<input type="radio"/>
Skills and Education (e.g. courses, workshops, offering technological infrastructure for educational purposes)	<input type="radio"/>	<input type="radio"/>	<input type="radio"/>
(Collaborative) R&D (e.g. technology concept development, realising proof of concepts)	<input type="radio"/>	<input type="radio"/>	<input type="radio"/>
Technical Support (e.g. prototyping, small series production)	<input type="radio"/>	<input type="radio"/>	<input type="radio"/>
Testing (e.g. certification, product qualification)	<input type="radio"/>	<input type="radio"/>	<input type="radio"/>
Incubator/Accelerator (e.g. market assessment, business development)	<input type="radio"/>	<input type="radio"/>	<input type="radio"/>
Mentoring (in the network) (e.g. training of/by other hubs and competences centres)	<input type="radio"/>	<input type="radio"/>	<input type="radio"/>
Visioning and Strategy Development (e.g. market intelligence, innovation strategy development)	<input type="radio"/>	<input type="radio"/>	<input type="radio"/>
User acceptance (e.g. collecting and analysing voice of customer data, concept validation with users)	<input type="radio"/>	<input type="radio"/>	<input type="radio"/>
Community Building (e.g. scouting for partners, marketing communication, ecosystem building)	<input type="radio"/>	<input type="radio"/>	<input type="radio"/>

## Delivering services

The following questions refer to the tools currently used to deliver services and tools needed.

\* 18. What tools do you currently **use** to deliver services? (check ALL that apply)

- Webinars
- Live events
- Workshops
- Canvasses / templates
- Train the trainer events
- Connection to other (champion) hubs
- Portal (to deliver 1 or more of above mentioned services)
- E-learning
- Documentation
- None of them
- Other (please specify)

\* 19. Do you feel you are currently missing tools to adequately deliver services?

- Yes
- No

If yes, which ones?

## Digital Capabilities

The following questions are about your thoughts on digitalisation, how farmers use technology and you provide services to them.



\* 20. You probably heard a lot about digitalisation, but your own vision about that interests us.

What does **digital** mean to you? (check ALL that apply)

- Digital refers to all technology innovation-related activities
- Digital is synonymous with technology
- Digital refers to all customer-facing technology activities
- Digital refers to all the investments we are making to integrate technology into all parts of our business
- Other (please specify)
- Digital goes beyond technology alone to reflect a mindset that embraces constant innovation, flat decision-making, and the integration of technology into all phases of the business
- Digital refers to all data and analytics activities
- Unsure.

\* 21. Cloud services are mainly accessed with an internet browser or your smartphone and may be used anywhere.

How important do you consider the following cloud services should be for a farmer's business?

	Not Important At All	Of Little Importance	Of Average Importance	Very important	Absolutely essential
Customer applications: Gmail, Dropbox, WhatsApp, Telegram or similar	<input type="radio"/>	<input type="radio"/>	<input type="radio"/>	<input type="radio"/>	<input type="radio"/>
Business productivity: Office365, Google Apps, G-Suite, Skype or similar	<input type="radio"/>	<input type="radio"/>	<input type="radio"/>	<input type="radio"/>	<input type="radio"/>
Enterprise applications: Salesforce, SAP web, SAGE web or any other web based ERP/CRM	<input type="radio"/>	<input type="radio"/>	<input type="radio"/>	<input type="radio"/>	<input type="radio"/>
Infrastructure/applications: FIWARE, OVH, IBM Bluemix, Amazon AWS, Google Cloud, Heroku or similar	<input type="radio"/>	<input type="radio"/>	<input type="radio"/>	<input type="radio"/>	<input type="radio"/>
Farm management applications: any web or mobile app to manage the farm such as a field diary and livestock management	<input type="radio"/>	<input type="radio"/>	<input type="radio"/>	<input type="radio"/>	<input type="radio"/>

\* 22. To what extent do you see farmers actually making use of these cloud services to support their business?

	Very frequently	Occasionally	Seldom	Rarely	Never
Customer applications: Gmail, Dropbox, WhatsApp, Telegram or similar	<input type="radio"/>	<input type="radio"/>	<input type="radio"/>	<input type="radio"/>	<input type="radio"/>
Business productivity: Office365, Google Apps, G-Suite, Skype or similar	<input type="radio"/>	<input type="radio"/>	<input type="radio"/>	<input type="radio"/>	<input type="radio"/>
Enterprise applications: Salesforce, SAP web, SAGE web or any other web based ERP/CRM	<input type="radio"/>	<input type="radio"/>	<input type="radio"/>	<input type="radio"/>	<input type="radio"/>
Infrastructure/applications: FWARE, OVH, IBM Bluemix, Amazon AWS, Google Cloud, Heroku or similar	<input type="radio"/>	<input type="radio"/>	<input type="radio"/>	<input type="radio"/>	<input type="radio"/>
Farm management applications: any web or mobile app to manage the farm such as a field diary and livestock management	<input type="radio"/>	<input type="radio"/>	<input type="radio"/>	<input type="radio"/>	<input type="radio"/>

\* 23. How important do you consider the following digital services should be for a farmer's business?

	Not Important At All	Of Little Importance	Of Average Importance	Very important	Absolutely essential
Obtain and analyse aerial images to make better decisions (e.g. obtained with satellites or drones)	<input type="radio"/>	<input type="radio"/>	<input type="radio"/>	<input type="radio"/>	<input type="radio"/>
Analyze existing own data from field, livestock, business or customers to make informed decisions (business intelligence)	<input type="radio"/>	<input type="radio"/>	<input type="radio"/>	<input type="radio"/>	<input type="radio"/>
Use of programmable robots for farming or agro-industry tasks, autonomous vehicles and any other autonomous collaborative machines	<input type="radio"/>	<input type="radio"/>	<input type="radio"/>	<input type="radio"/>	<input type="radio"/>
Monitor farming and agro-industry conditions to make better decisions (e.g. sensing)	<input type="radio"/>	<input type="radio"/>	<input type="radio"/>	<input type="radio"/>	<input type="radio"/>
Access your data, applications, software and any other tools over the internet	<input type="radio"/>	<input type="radio"/>	<input type="radio"/>	<input type="radio"/>	<input type="radio"/>
Predict harvest, production, diseases, weather, maintenance on equipment or market conditions	<input type="radio"/>	<input type="radio"/>	<input type="radio"/>	<input type="radio"/>	<input type="radio"/>
Use virtual environments for training, education or collaboration using glasses	<input type="radio"/>	<input type="radio"/>	<input type="radio"/>	<input type="radio"/>	<input type="radio"/>
Overlay a digital layer to reality or use video immersive experiences to improve information management in the field or agro-industry using smartphones or glasses	<input type="radio"/>	<input type="radio"/>	<input type="radio"/>	<input type="radio"/>	<input type="radio"/>
Using technology to track and monitor product delivery and supply chain	<input type="radio"/>	<input type="radio"/>	<input type="radio"/>	<input type="radio"/>	<input type="radio"/>
Other (please specify)	<input type="text"/>				

\* 24. Are you assessing farmer needs in these application areas?

	Yes	No
Obtain and analyse aerial images to make better decisions (e.g. obtained with satellites or drones)	<input type="radio"/>	<input type="radio"/>
How?	<input type="text"/>	

Analyze existing own data from field, livestock, business or customers to make informed decisions (business intelligence)  Yes  No

How?

Use of programmable robots for farming or agro-industry tasks, autonomous vehicles and any other autonomous collaborative machines  Yes  No

How?

Monitor farming and agro-industry conditions to make better decisions (e.g. sensing)  Yes  No

How?

Access your data, applications, software and any other tools over the internet  Yes  No

How?

Predict harvest, production, diseases, weather, maintenance on equipment or market conditions  Yes  No

How?

Use virtual environments for training, education or collaboration using glasses  Yes  No

How?

Overlay a digital layer to reality or use video immersive experiences to improve information management in the field or agro-industry using smartphones or glasses  Yes  No

How?

Using technology to track and monitor product delivery and supply chain  Yes  No

How?

## Contact information

Thank you very much for your time and cooperation.  
May we contact you in the future regarding this project? If yes, please share your contact information here.

### 25. Contact information

Name	<input type="text"/>
Company	<input type="text"/>
City/Town	<input type="text"/>
Country	<input type="text"/>
Email Address	<input type="text"/>
Phone Number	<input type="text"/>

### 26. Do you have any other comments, questions, or concerns?

### \* 27. We would like to eventually contact you about this survey

- Yes, please
- No, thanks



Bienvenido a la Encuesta sobre Hubs de Innovación Digital (DIHs)

Español ▾

Esta encuesta forma parte de la iniciativa H2020 **SmartAgriHubs** que tiene el objetivo de acelerar la transformación digital del sector agroalimentario europeo. El objetivo de la encuesta es identificar las necesidades de digitalización más importantes para el sector primario. Con tus respuestas, el proyecto puede definir y priorizar actuaciones, así que tus respuestas son relevantes. Esta encuesta no te llevará más de 12 minutos. Todas las respuestas que nos proporciones serán estrictamente confidenciales y serán usadas solo para el proyecto SmartAgriHubs.

Gracias por tu tiempo y tu cooperación,  
el equipo SmartAgriHubs.

Sig.

Desarrollado por  
 SurveyMonkey  
Ve lo fácil que es [crear una encuesta](#).

[Política de privacidad y cookies](#)

The following questions are related to your DIH

### 1. ¿A qué Hub de Innovación Digital representas?

### 2. ¿Con qué sector trabajas principalmente?

- |   |   |
|---|---|
| <input type="checkbox"/> Tierra de cultivo  | <input type="checkbox"/> Porcino  |
| <input type="checkbox"/> Frutas             | <input type="checkbox"/> Orgánica/Ecológica   |
| <input type="checkbox"/> Avícola            | <input type="checkbox"/> Olivar   |
| <input type="checkbox"/> Invernaderos       | <input type="checkbox"/> Otra ganadería (p.ej. vacuno, ovino, caprino, por favor, indícalo más abajo) |
| <input type="checkbox"/> Lácteo             | <input type="checkbox"/> Dehesa u otros sistemas agroforestales (indícalo abajo)                      |
| <input type="checkbox"/> Verduras           |   |
| <input type="checkbox"/> Otro (especifique) |   |

### 3. ¿A qué Regional Cluster está vinculado?

### 4. ¿Dónde está el DIH (ciudad, país)?

### 5. ¿Cuándo se fundó el DIH? (MM-YYY)

### 6. ¿Cómo describirías la innovación digital que aportas al sector?

### 7. ¿Cuál es tu papel en el DIH?

- Gerente
- Consultor
- Consejero
- Administrativo
- Investigador
- Otro (especifique)

Ant.

Sig.

8. ¿Podrías indicar con qué otras organizaciones está el DIH conectado? (selecciona TODAS las que correspondan)

- Centro de Investigación/Universidad
- Centro de Competencias
- Otros DIH
- Pymes locales
- Grandes empresas locales
- Comunidades/Asociaciones de agricultores
- Centro de enseñanza profesional
- Administraciones locales
- Orchestrator
- Programas de incubación, aceleración o para startups
- Otro (especifique)

9. ¿Podrías decirnos qué tipo de eventos ha organizado el DIH en los últimos 12 meses? (por favor, incluye la fecha, una breve descripción del tema y número de asistentes)

[Ant.](#)[Sig.](#)



Las siguientes preguntas están relacionadas con tu visión sobre el futuro. Nos interesa saber qué consideras importante; puedes contestar con el nivel de detalle que te parezca oportuno.

10. ¿Cuáles son tus fortalezas?

11. ¿Cuál crees que es tu mayor reto para el futuro?

12. ¿Cuál consideras que ha sido vuestra principal contribución al sector?

13. ¿Cuál es tu aspiración para el futuro?

14. ¿Qué necesitas para llegar a cumplir con esa aspiración?

Ant.

Sig.

Las siguientes preguntas tratan sobre digitalización en agroalimentación: ¿Cuáles son los temas de interés en relación a la digitalización? ¿Y que servicios de digitalización estás prestando como DIH?

15. Teniendo en cuenta las necesidades de los agricultores, por favor identifica en cuales tienes interés por prestar servicios.

	No me interesa	Me interesa un poco	Estoy muy interesado	Estoy intentando evaluarlo	Estoy evaluándolo
<b>La necesidad de hacer Seguimiento y Trazabilidad a productos de calidad de la finca a la mesa</b> (p.ej. mejorar los sistemas de trazabilidad de modo que los consumidores sepan de donde proceden los productos o como fueron procesados)	<input type="radio"/>	<input type="radio"/>	<input type="radio"/>	<input type="radio"/>	<input type="radio"/>
<b>La necesidad de optimizar las operaciones de la explotación</b> (como mejorar el riego, la fertilización, el tratamiento de plagas, cosecha, gestión de ganado y la administración)	<input type="radio"/>	<input type="radio"/>	<input type="radio"/>	<input type="radio"/>	<input type="radio"/>
<b>La necesidad de nuevos modelos de negocio</b> (con un enfoque específico en soluciones adaptables y flexibles para evaluar las necesidades de negocio de los agricultores)	<input type="radio"/>	<input type="radio"/>	<input type="radio"/>	<input type="radio"/>	<input type="radio"/>
<b>La necesidad de combinar e intercambiar datos para crear valor añadido</b> (como el desarrollo de estándares, conocimiento e infraestructura para recoger datos del campo con sensores, satélites o drones para una mejor toma de decisiones)	<input type="radio"/>	<input type="radio"/>	<input type="radio"/>	<input type="radio"/>	<input type="radio"/>
<b>La necesidad de una producción ambientalmente sostenible</b> (p.ej. haciendo uso de la tecnología para mejora el rendimiento ambiental de la cadena de valor agroalimentaria y de producción de alimentos)	<input type="radio"/>	<input type="radio"/>	<input type="radio"/>	<input type="radio"/>	<input type="radio"/>

16. Aquí tienes una lista de servicios que los DIH pueden prestar. ¿Podrías indicarnos cuanta importancia le das a cada servicio para operar como hub?

	Sin importancia	Poco importante	Neutral	Bastante importante	Muy importante
Acceso a financiación e inversión (p.ej. financiación de ingeniería, conexión a fuentes de inversión, planificación financiera)	<input type="radio"/>	<input type="radio"/>	<input type="radio"/>	<input type="radio"/>	<input type="radio"/>
Ayuda para el desarrollo del plan de negocios (p.ej. marketing, distribución...)	<input type="radio"/>	<input type="radio"/>	<input type="radio"/>	<input type="radio"/>	<input type="radio"/>
Habilidades y educación (p.ej. cursos, talleres, infraestructura tecnológica para aprender)	<input type="radio"/>	<input type="radio"/>	<input type="radio"/>	<input type="radio"/>	<input type="radio"/>
I+D colaborativa (p.ej desarrollo de tecnología, desarrollo de pruebas de concepto)	<input type="radio"/>	<input type="radio"/>	<input type="radio"/>	<input type="radio"/>	<input type="radio"/>
Soporte técnico (p.ej. prototipado, producción en series pequeñas)	<input type="radio"/>	<input type="radio"/>	<input type="radio"/>	<input type="radio"/>	<input type="radio"/>
Pruebas y tests (p.ej. certificación, calidad de producto)	<input type="radio"/>	<input type="radio"/>	<input type="radio"/>	<input type="radio"/>	<input type="radio"/>
Incubación/aceleración (p.ej. asesoramiento de mercado, desarrollo de negocio)	<input type="radio"/>	<input type="radio"/>	<input type="radio"/>	<input type="radio"/>	<input type="radio"/>
Mentorización (en la red) (p.ej. capacitación de/por otros hubs o centros de competencia)	<input type="radio"/>	<input type="radio"/>	<input type="radio"/>	<input type="radio"/>	<input type="radio"/>
Visión y desarrollo estratégico (p.ej. estudios de mercado, desarrollo de estrategia de innovación)	<input type="radio"/>	<input type="radio"/>	<input type="radio"/>	<input type="radio"/>	<input type="radio"/>
Pruebas de mercado (p.ej. recoger y analizar opiniones de usuarios, validación de conceptos con usuarios)	<input type="radio"/>	<input type="radio"/>	<input type="radio"/>	<input type="radio"/>	<input type="radio"/>
Desarrollo de comunidad (p.ej. búsqueda de socios, comunicación y marketing de la comunidad, construcción de ecosistema)	<input type="radio"/>	<input type="radio"/>	<input type="radio"/>	<input type="radio"/>	<input type="radio"/>

## 17. ¿Están estos servicios implementados en tu DIH?

	Sí	No	En parte
Acceso a financiación e inversión (p.ej. financiación de ingeniería, conexión a fuentes de inversión, planificación financiera)	<input type="radio"/>	<input type="radio"/>	<input type="radio"/>
Ayuda para el desarrollo del plan de negocios (p.ej. marketing, distribución...)	<input type="radio"/>	<input type="radio"/>	<input type="radio"/>
Habilidades y educación (p.ej. cursos, talleres, infraestructura tecnológica para aprender)	<input type="radio"/>	<input type="radio"/>	<input type="radio"/>
I+D colaborativa (p.ej desarrollo de tecnología, desarrollo de pruebas de concepto)	<input type="radio"/>	<input type="radio"/>	<input type="radio"/>
Soporte técnico (p.ej. prototipado, producción en series pequeñas)	<input type="radio"/>	<input type="radio"/>	<input type="radio"/>
Pruebas y tests (p.ej. certificación, calidad de producto)	<input type="radio"/>	<input type="radio"/>	<input type="radio"/>
Incubación/aceleración (p.ej. asesoramiento de mercado, desarrollo de negocio)	<input type="radio"/>	<input type="radio"/>	<input type="radio"/>
Mentorización (en la red) (p.ej. capacitación de/por otros hubs o centros de competencia)	<input type="radio"/>	<input type="radio"/>	<input type="radio"/>
Visión y desarrollo estratégico (p.ej. estudios de mercado, desarrollo de estrategia de innovación)	<input type="radio"/>	<input type="radio"/>	<input type="radio"/>
Pruebas de mercado (p.ej. recoger y analizar opiniones de usuarios, validación de conceptos con usuarios)	<input type="radio"/>	<input type="radio"/>	<input type="radio"/>
Desarrollo de comunidad (p.ej. búsqueda de socios, comunicación y marketing de la comunidad, construcción de ecosistema)	<input type="radio"/>	<input type="radio"/>	<input type="radio"/>

Ant.

Sig.

Las siguientes preguntas hacen referencia a las herramientas que actualmente se utilizan para prestar servicios y las que se necesitan.

18. ¿Qué herramientas **usas** actualmente para prestar servicios? (selecciona TODAS las que correspondan)

- Webinars
- Eventos
- Talleres
- Guías y modelos
- Formación de formadores
- Conexión a otros hubs (líderes)
- Portal (para dar 1 o más de los servicios anteriores)
- Formación online
- Documentación
- Ninguna de ellas
- Otro (especifique)

\* 19. ¿Crees que te falta alguna herramienta para prestar adecuadamente los servicios?

- Sí
- No

Si has marcado sí, ¿cuáles?

[Ant.](#)[Sig.](#)

Las siguientes preguntas tratan sobre lo que piensas de la digitalización, cómo los agricultores utilizan la tecnología y cómo se les prestan servicios.

**20. Probablemente has escuchado hablar de digitalización, pero es tu visión la que nos interesa. ¿Qué significa **digital** para tí? (elige TODAS las respuestas que correspondan)**

- Digital se refiere a cualquier actividad relacionada con la innovación tecnológica
- Digital es sinónimo de tecnología
- Digital se refiere a actuaciones tecnológicas para conectar con clientes
- Digital se referencia a las inversiones que estamos haciendo para incorporar tecnología a todas las partes de nuestro negocio
- Otro (especifique)
- Digital va más allá de solamente tecnología, sino que refleja una mentalidad para la innovación constante, toma de decisiones horizontales y la integración de tecnología en cualquier fase del negocio
- Digital se refiere a todos las actividades de datos y analítica
- No estoy seguro.

**21. Se accede a servicios en la nube mediante un navegador web o un teléfono móvil, y se pueden utilizar en cualquier parte.**

**¿Cuanta importancia le das a los siguientes servicios en la nube para un negocio agroalimentario?**

	No es importante	Es poco importante	De importancia media	Muy importante	Absolutamente esencial
Aplicaciones de usuario: Gmail, Dropbox, WhatsApp, Telegram or similar	<input type="radio"/>	<input type="radio"/>	<input type="radio"/>	<input type="radio"/>	<input type="radio"/>
Aplicaciones de oficina: Office365, Google Apps, G-Suite, Skype or similar	<input type="radio"/>	<input type="radio"/>	<input type="radio"/>	<input type="radio"/>	<input type="radio"/>
Aplicaciones empresariales: Salesforce, SAP web, SAGE web o cualquier otro ERP/CRM basado en web	<input type="radio"/>	<input type="radio"/>	<input type="radio"/>	<input type="radio"/>	<input type="radio"/>
Aplicaciones/infraestructura: FIWARE, OVH, IBM Bluemix, Amazon AWS, Google Cloud, Heroku o similar	<input type="radio"/>	<input type="radio"/>	<input type="radio"/>	<input type="radio"/>	<input type="radio"/>
Aplicaciones para la gestión agroganadera: cualquier aplicación web o móvil para el manejo de la explotación, como cuadernos de campo o gestión de registro ganadero	<input type="radio"/>	<input type="radio"/>	<input type="radio"/>	<input type="radio"/>	<input type="radio"/>

22. ¿En qué medida están los agricultores usando estos servicios en la nube en su negocio?

	Muy a menudo	Ocasionalmente	Pocas veces	Raramente	Nunca
Aplicaciones de usuario: Gmail, Dropbox, WhatsApp, Telegram or similar	<input type="radio"/>	<input type="radio"/>	<input type="radio"/>	<input type="radio"/>	<input type="radio"/>
Aplicaciones de oficina: Office365, Google Apps, G-Suite, Skype or similar	<input type="radio"/>	<input type="radio"/>	<input type="radio"/>	<input type="radio"/>	<input type="radio"/>
Aplicaciones empresariales: Salesforce, SAP web, SAGE web o cualquier otro ERP/CRM basado en web	<input type="radio"/>	<input type="radio"/>	<input type="radio"/>	<input type="radio"/>	<input type="radio"/>
Aplicaciones/infraestructura: FIWARE, OVH, IBM Bluemix, Amazon AWS, Google Cloud, Heroku o similar	<input type="radio"/>	<input type="radio"/>	<input type="radio"/>	<input type="radio"/>	<input type="radio"/>
Aplicaciones para la gestión agroganadera: cualquier aplicación web o móvil para el manejo de la explotación, como cuadernos de campo o gestión de registro ganadero	<input type="radio"/>	<input type="radio"/>	<input type="radio"/>	<input type="radio"/>	<input type="radio"/>

23. ¿Cuanta importancia consideras que deberían tener los siguientes servicios digitales para los negocios agroalimentarios?

	No es importante	Es poco importante	De importancia media	Muy importante	Absolutamente esencial
Obtener y analizar imágenes aéreas para tomar mejores decisiones (p.ej. obtenidas mediante satélites o drones)	<input type="radio"/>	<input type="radio"/>	<input type="radio"/>	<input type="radio"/>	<input type="radio"/>
Analizar datos recogidos del campo, ganado, negocio o clientes para tomar decisiones informadas (inteligencia de negocio)	<input type="radio"/>	<input type="radio"/>	<input type="radio"/>	<input type="radio"/>	<input type="radio"/>
Usar robots programables para tareas agroganaderas o agroindustriales, vehículos autónomos y cualquier otra máquina colaborativa autónoma	<input type="radio"/>	<input type="radio"/>	<input type="radio"/>	<input type="radio"/>	<input type="radio"/>
Monitorizar las condiciones de la explotación y la agroindustria para tomar mejores decisiones (p.ej. sensorización)	<input type="radio"/>	<input type="radio"/>	<input type="radio"/>	<input type="radio"/>	<input type="radio"/>
Acceder a tus datos, aplicaciones, software o cualquier otra herramienta por internet	<input type="radio"/>	<input type="radio"/>	<input type="radio"/>	<input type="radio"/>	<input type="radio"/>
Predecir cosecha, producción, enfermedades, clima, mantenimiento de equipos o condiciones del mercado	<input type="radio"/>	<input type="radio"/>	<input type="radio"/>	<input type="radio"/>	<input type="radio"/>
Usar entornos virtuales para capacitación, educación o colaboración utilizando gafas	<input type="radio"/>	<input type="radio"/>	<input type="radio"/>	<input type="radio"/>	<input type="radio"/>
Superponer una capa digital o usar experiencias de video inmersivas para mejorar la gestión de la información en el campo o la agroindustria usando teléfonos móviles o gafas	<input type="radio"/>	<input type="radio"/>	<input type="radio"/>	<input type="radio"/>	<input type="radio"/>
Usar tecnología para hacer seguimiento y monitorización productos y cadena de suministros	<input type="radio"/>	<input type="radio"/>	<input type="radio"/>	<input type="radio"/>	<input type="radio"/>

Otro (especifique)



## 24. ¿Está evaluando las necesidades de los agricultores en estas áreas de aplicación?

	Sí	No
Obtener y analizar imágenes aéreas para tomar mejores decisiones (p.ej. obtenidas mediante satélites o drones)	<input type="radio"/>	<input type="radio"/>
¿Cómo?	<input type="text"/>	
Analizar datos recogidos del campo, ganado, negocio o clientes para tomar decisiones informadas (inteligencia de negocio)	<input type="radio"/>	<input type="radio"/>
¿Cómo?	<input type="text"/>	
Usar robots programables para tareas agroganaderas o agroindustriales, vehículos autónomos y cualquier otra máquina colaborativa autónoma	<input type="radio"/>	<input type="radio"/>
¿Cómo?	<input type="text"/>	
Monitorizar las condiciones de la explotación y la agroindustria para tomar mejores decisiones (p.ej. sensorización)	<input type="radio"/>	<input type="radio"/>
¿Cómo?	<input type="text"/>	
Acceder a tus datos, aplicaciones, software o cualquier otra herramienta por internet	<input type="radio"/>	<input type="radio"/>
¿Cómo?	<input type="text"/>	
Predecir cosecha, producción, enfermedades, clima, mantenimiento de equipos o condiciones del mercado	<input type="radio"/>	<input type="radio"/>
¿Cómo?	<input type="text"/>	
Usar entornos virtuales para capacitación, educación o colaboración utilizando gafas	<input type="radio"/>	<input type="radio"/>
¿Cómo?	<input type="text"/>	
Superponer una capa digital o usar experiencias de video inmersivas para mejorar la gestión de la información en el campo o la agroindustria usando teléfonos móviles o gafas	<input type="radio"/>	<input type="radio"/>
¿Cómo?	<input type="text"/>	
Usar tecnología para hacer seguimiento y monitorización productos y cadena de suministros	<input type="radio"/>	<input type="radio"/>
¿Cómo?	<input type="text"/>	

Ant.

Sig.

## Información de contacto

Español ▾

Gracias por tu tiempo y cooperación.

¿Te importa que contactemos contigo en el futuro? Si la respuesta es sí, déjanos tus datos de contacto.

### 25. Información de contacto

Nombre	<input type="text"/>
Compañía	<input type="text"/>
Ciudad/Pueblo	<input type="text"/>
País	<input type="text"/>
Dirección de correo electrónico	<input type="text"/>
N.º de teléfono	<input type="text"/>

### 26. ¿Tienes algún comentario, pregunta o sugerencia?

### 27. Nos gustaría poder contactar contigo en relación con esta encuesta

- Sí, sin problema
- No, gracias

[Ant.](#)[Listo](#)



Οι παρακάτω ερωτήσεις έχουν σχέση με τον Ψηφιακό Κόμβο Καινοτομίας σας

1. Ποιο Ψηφιακό Κόμβο Καινοτομίας αντιπροσωπεύετε?

2. Σε ποιον τομέα δραστηριοποιήστε κυρίως?

- |   |   |
|---|---|
| <input type="checkbox"/> Αγροτική καλλιέργεια | <input type="checkbox"/> Χοιροστάσιο  |
| <input type="checkbox"/> Φρούτα               | <input type="checkbox"/> Οργανικά   |
| <input type="checkbox"/> Πουλερικά            | <input type="checkbox"/> Ελαιόδεντρα  |
| <input type="checkbox"/> Θερμοκήπια           | <input type="checkbox"/> Ζωοτεχνία (παρακαλούμε να μας δώσετε περισσότερες λεπτομέρειες παρακάτω: βοοειδή, πρόβατα, κατσίκια ...)   |
| <input type="checkbox"/> Γαλακτοκομικά        | <input type="checkbox"/> Οικοσυστήματα αγροδασοπονίας π.χ. βοσκότοπι (παρακαλούμε να μας δώσετε περισσότερες λεπτομέρειες παρακάτω) |
| <input type="checkbox"/> Λαχανικά             |   |

Άλλο (διευκρινίστε)

3. Σε ποια περιφερειακή ομάδα (Regional Cluster) ανήκετε?

4. Σε ποια τοποθεσία (πόλη, χώρα) βρίσκεται ο ψηφιακός κόμβος καινοτομίας σας?

5. Πότε έγινε η ίδρυση? (MM-EEEE)

6. Πώς θα περιγράφατε την ψηφιακή καινοτομία που παρέχετε στον κλάδο?

7. Ποιος είναι ο ρόλος σας στον ψηφιακό κόμβο καινοτομίας?

- Διευθυντής  
 Εξωτερικός  
 Σύμβουλος  
 Σύμβουλος  
 Ερευνητής  
 Άλλο (διευκρινίστε)

Προηγ

Επόμενο

8. Θα μπορούσατε να αναφέρετε με ποιους άλλους οργανισμούς συνδέεται ο ψηφιακός κόμβος καινοτομίας σας?

- Πανεπιστήμιο/Ερευνητικό Κέντρο
- Κέντρο ικανοτήτων
- Άλλος ψηφιακός κόμβος καινοτομίας
- Τοπικές ΜΜΕ
- Τοπικές μεγάλες επιχειρήσεις
- Αγροτική ένωση
- Οργανισμοί εκπαίδευσης
- Κυβερνητικός Οργανισμός
- Ενορχηστρωτής
- Θερμοκοιτίδα/επιταχυντής/πρόγραμμα για νεοφυείς επιχειρήσεις
- Άλλο (διευκρινίστε)

9. Μπορείτε να μας πείτε τι είδους εκδηλώσεις έχει διοργανώσει ο Κόμβος Καινοτομίας σας τον τελευταίο δωδεκάμηνο (παρακαλείστε να αναφέρετε την ημερομηνία, μια σύντομη περιγραφή του θέματος και τον αριθμό των συμμετεχόντων)?

Προηγ

Επόμενο

Οι ακόλουθες ερωτήσεις σχετίζονται με το όραμά σας για το μέλλον. Μας ενδιαφέρει αυτό που θεωρείτε σημαντικό.

10. Ποια είναι τα δυνατά σας σημεία?

11. Ποια πιστεύετε ότι είναι η μεγαλύτερη πρόκλησή σας για το μέλλον?

12. Ποιο θεωρείτε το μεγαλύτερο επίτευγμά σας μέχρι τώρα?

13. Ποια είναι η φιλοδοξία σας για το μέλλον?

14. Τι χρειάζεστε για να εκπληρώσετε αυτή τη φιλοδοξία?

Προηγ

Επόμενο

15. Με βάση τις ανάγκες των αγροτών, παρακαλώ δηλώστε για ποιες από τις παρακάτω ανάγκες ενδιαφέρεστε να παρέχετε υπηρεσίες?

	δεν ενδιαφέρομαι	ενδιαφέρομαι λίγο	ενδιαφέρομαι έντονα	προσπαθώ να το αντιμετωπίσω	ήδη το αντιμετωπίζω
<p>Η ανάγκη να «παρακολουθούνται και να ιχνηλατούνται» προϊόντα ποιότητας από το αγρόκτημα στο πιρούνι (δηλ. Να βελτιώνονται τα συστήματα ανιχνευσιμότητας έτσι ώστε οι καταναλωτές να γνωρίζουν από πού προέρχεται το προϊόν ή πώς υποβλήθηκε σε επεξεργασία)</p>	<input type="radio"/>	<input type="radio"/>	<input type="radio"/>	<input type="radio"/>	<input type="radio"/>
<p>Η ανάγκη βελτιστοποίησης των γεωργικών δραστηριοτήτων (όπως η βελτίωση της άρδευσης, της γονιμοποίησης, της θεραπείας των ασθενειών, της συγκομιδής, της διαχείρισης και της διαχείρισης του ζωικού κεφαλαίου)</p>	<input type="radio"/>	<input type="radio"/>	<input type="radio"/>	<input type="radio"/>	<input type="radio"/>
<p>Η ανάγκη για νέα επιχειρηματικά μοντέλα (με ιδιαίτερη έμφαση σε προσαρμόσιμες και ευέλικτες ψηφιακές λύσεις για την αντιμετώπιση των επιχειρηματικών αναγκών των εκμεταλλεύσεων)</p>	<input type="radio"/>	<input type="radio"/>	<input type="radio"/>	<input type="radio"/>	<input type="radio"/>
<p>Η ανάγκη συνδυασμού και ανταλλαγής δεδομένων για τη δημιουργία αξιών ((όπως η ανάπτυξη προτύπων, γνώσεων και υποδομών για τη συλλογή δεδομένων από τον τομέα με αισθητήρες, δορυφορικές εικόνες ή απεικόνιση με χρήση drone για την λήψη καλύτερων αποφάσεων)</p>	<input type="radio"/>	<input type="radio"/>	<input type="radio"/>	<input type="radio"/>	<input type="radio"/>
<p><b>Η ανάγκη για περιβαλλοντικά βιώσιμη παραγωγή (π.χ. αξιοποίηση των ΤΠΕ για τη βελτίωση των περιβαλλοντικών επιδόσεων της παραγωγής τροφίμων και των αλυσίδων αξίας των γεωργικών προϊόντων διατροφής)</b></p>	<input type="radio"/>	<input type="radio"/>	<input type="radio"/>	<input type="radio"/>	<input type="radio"/>

16. Παρακάτω θα βρείτε μια λίστα με τις υπηρεσίες που μπορούν να προσφέρουν οι ψηφιακοί κόμβοι καινοτομίας. Θα μπορούσατε να υποδείξετε πόσο σημαντικές είναι οι υπηρεσίες αυτές για εσάς?

	Δεν έχει σημασία	Έχει μικρή σημασία	Ουδέτερος	Μάλλον σημαντικό	Πολύ σημαντικό
Πρόσβαση σε χρηματοδότηση και κεφάλαιο (π.χ. χρηματοοικονομική τεχνική, σύνδεση με πηγές χρηματοδότησης, επενδυτικός προγραμματισμός)	<input type="radio"/>	<input type="radio"/>	<input type="radio"/>	<input type="radio"/>	<input type="radio"/>
Υποστήριξη επιχειρηματικού σχεδιασμού (π.χ. εμπορία, διανομή)	<input type="radio"/>	<input type="radio"/>	<input type="radio"/>	<input type="radio"/>	<input type="radio"/>
Δεξιότητες και Εκπαίδευση (π.χ. μαθήματα, εργαστήρια, προσφορά τεχνολογικής υποδομής για εκπαιδευτικούς σκοπούς)	<input type="radio"/>	<input type="radio"/>	<input type="radio"/>	<input type="radio"/>	<input type="radio"/>
(Συνεργατική) Έρευνα & Ανάπτυξη (π.χ. ανάπτυξη τεχνολογικής αντίληψης)	<input type="radio"/>	<input type="radio"/>	<input type="radio"/>	<input type="radio"/>	<input type="radio"/>
Τεχνική υποστήριξη (π.χ. ανάπτυξη πρωτοτύπων)	<input type="radio"/>	<input type="radio"/>	<input type="radio"/>	<input type="radio"/>	<input type="radio"/>
Δοκιμές (π.χ. πιστοποίηση, κατάταξη προϊόντος)	<input type="radio"/>	<input type="radio"/>	<input type="radio"/>	<input type="radio"/>	<input type="radio"/>
Εκκολαπτήριο / Επιταχυντής επιχειρήσεων (π.χ. αξιολόγηση αγοράς, ανάπτυξη επιχειρήσεων)	<input type="radio"/>	<input type="radio"/>	<input type="radio"/>	<input type="radio"/>	<input type="radio"/>
Mentoring (στο δίκτυο) (π.χ. εκπαίδευση / από άλλους κόμβους και κέντρα δεξιοτήτων)	<input type="radio"/>	<input type="radio"/>	<input type="radio"/>	<input type="radio"/>	<input type="radio"/>
Οραματισμό και Ανάπτυξη Στρατηγικής (π.χ. ανάλυση της αγοράς, ανάπτυξη στρατηγικής καινοτομίας)	<input type="radio"/>	<input type="radio"/>	<input type="radio"/>	<input type="radio"/>	<input type="radio"/>
Αποδοχή από τον χρήστη (π.χ. συλλογή και ανάλυση γνώμης δεδομένων πελατών, επικύρωση ιδεών με χρήστες)	<input type="radio"/>	<input type="radio"/>	<input type="radio"/>	<input type="radio"/>	<input type="radio"/>
Κτίσιμο Κοινότητας (π.χ. αναζήτηση για συνεργάτες, επικοινωνία μάρκετινγκ, οικοδόμηση οικοσυστήματος)	<input type="radio"/>	<input type="radio"/>	<input type="radio"/>	<input type="radio"/>	<input type="radio"/>

17. Σε ποιο βαθμό υλοποιούνται αυτές οι υπηρεσίες στο ψηφιακό κόμβο καινοτομίας σας?

	Ναι	Όχι	Εν μέρει
Πρόσβαση σε χρηματοδότηση και κεφάλαιο (π.χ. χρηματοοικονομική τεχνική, σύνδεση με πηγές χρηματοδότησης, επενδυτικός προγραμματισμός)	<input type="radio"/>	<input type="radio"/>	<input type="radio"/>
Υποστήριξη επιχειρηματικού σχεδιασμού (π.χ. εμπορία, διανομή)	<input type="radio"/>	<input type="radio"/>	<input type="radio"/>
Δεξιότητες και Εκπαίδευση (π.χ. μαθήματα, εργαστήρια, προσφορά τεχνολογικής υποδομής για εκπαιδευτικούς σκοπούς)	<input type="radio"/>	<input type="radio"/>	<input type="radio"/>
(Συνεργατική) Έρευνα & Ανάπτυξη (π.χ. ανάπτυξη τεχνολογικής αντίληψης)	<input type="radio"/>	<input type="radio"/>	<input type="radio"/>
Τεχνική υποστήριξη (π.χ. ανάπτυξη πρωτοτύπων)	<input type="radio"/>	<input type="radio"/>	<input type="radio"/>
Δοκιμές (π.χ. πιστοποίηση, κατάταξη προϊόντος)	<input type="radio"/>	<input type="radio"/>	<input type="radio"/>
Εκκολαπτήριο / Επιταχυντής επιχειρήσεων (π.χ. αξιολόγηση αγοράς, ανάπτυξη επιχειρήσεων)	<input type="radio"/>	<input type="radio"/>	<input type="radio"/>
Mentoring (στο δίκτυο) (π.χ. εκπαίδευση / από άλλους κόμβους και κέντρα δεξιοτήτων)	<input type="radio"/>	<input type="radio"/>	<input type="radio"/>
Οραματισμό και Ανάπτυξη Στρατηγικής (π.χ. ανάλυση της αγοράς, ανάπτυξη στρατηγικής καινοτομίας)	<input type="radio"/>	<input type="radio"/>	<input type="radio"/>
Αποδοχή από τον χρήστη (π.χ. συλλογή και ανάλυση γνώμης δεδομένων πελατών, επικύρωση ιδεών με χρήστες)	<input type="radio"/>	<input type="radio"/>	<input type="radio"/>
Κτίσιμο Κοινότητας (π.χ. αναζήτηση για συνεργάτες, επικοινωνία μάρκετινγκ, οικοδόμηση οικοσυστήματος)	<input type="radio"/>	<input type="radio"/>	<input type="radio"/>

Προηγ

Επόμενο



Οι παρακάτω ερωτήσεις αφορούν τα εργαλεία τα οποία χρησιμοποιείτε για τη παροχή των υπηρεσιών σας

**18. Ποια εργαλεία χρησιμοποιείτε επί του παρόντος για την παροχή υπηρεσιών (επιλέξτε ΟΛΑ όσα ισχύουν)**

- Webinars
- Ζωντανές εκδηλώσεις
- Εργαστήρια
- Πρότυπα
- Εκπαίδευση εκπαιδευτών
- Άλλοι (πρότυποι) κόμβοι
- Μέσω ενός portal (για να παρέχετε μία από τις παραπάνω υπηρεσίες)
- E-learning
- Καταγραφή
- Κανένας από αυτούς
- Άλλο (διευκρινίστε)

**19. Πιστεύετε ότι λείπουν εργαλεία για την επαρκή παροχή υπηρεσιών?**

- Ναι
- Όχι

Εάν ναι, ποια;

Προηγ

Επόμενο

Οι παρακάτω ερωτήσεις αφορούν τις σκέψεις σας σχετικά με τη ψηφιοποίηση, πως οι αγρότες χρησιμοποιούν τη τεχνολογία και πως εσείς τους παρέχετε υπηρεσίες.

**20. Μάλλον έχετε ακούσει πολλά για την ψηφιοποίηση, αλλά το δικό σας όραμα για αυτό μας ενδιαφέρει. Τι σημαίνει ψηφιακό για εσάς? Επιλέξτε όλα όσα ισχύουν.**

- Η ψηφιοποίηση αναφέρεται σε όλες τις δραστηριότητες τεχνολογικής καινοτομίας
  - Η ψηφιοποίηση είναι συνώνυμο της τεχνολογίας
  - Η ψηφιοποίηση αναφέρεται σε όλες τις δραστηριότητες τεχνολογίας που αντιμετωπίζουν οι πελάτες
  - Η ψηφιοποίηση αναφέρεται σε όλες τις επενδύσεις που πραγματοποιούμε για την ενσωμάτωση της τεχνολογίας σε όλα τα μέρη της επιχείρησής μας.
  - Άλλο (διευκρινίστε)
- 
- Η ψηφιακή τεχνολογία ξεπερνά την τεχνολογία μόνο για να αντικατοπτρίζει μια νοοτροπία που αγκαλιάζει τη συνεχή καινοτομία, τη σταθερή λήψη αποφάσεων και την ενσωμάτωση της τεχνολογίας σε όλες τις φάσεις της επιχείρησης
  - Η ψηφιοποίηση αναφέρεται σε όλα τα δεδομένα και την αναλύσή τους
  - Δεν είμαι σίγουρος.

**21. Οι υπηρεσίες Cloud προσφέρονται κυρίως με πρόγραμμα περιήγησης στο διαδίκτυο ή με το smartphone σας και μπορούν να χρησιμοποιηθούν οπουδήποτε. Πόσο σημαντικές θεωρείτε τις ακόλουθες υπηρεσίες cloud για μια την επιχείρηση ενός αγρότη**

	Καθόλου σημαντικό	μικρή σημασία	Μέσης Σημασίας	Πολύ σημαντικό	Απολύτως απαραίτητο
Εφαρμογές πελατών: Gmail, Dropbox, WhatsApp, Telegram ή παρόμοιο	<input type="radio"/>	<input type="radio"/>	<input type="radio"/>	<input type="radio"/>	<input type="radio"/>
Επιχειρησιακή παραγωγικότητα: Office365, Google Apps, G-Suite, Skype ή παρόμοιο	<input type="radio"/>	<input type="radio"/>	<input type="radio"/>	<input type="radio"/>	<input type="radio"/>
Επιχειρηματικές εφαρμογές: Salesforce, SAP web, SAGE web ή οποιοδήποτε άλλο web-based ERP / CRM	<input type="radio"/>	<input type="radio"/>	<input type="radio"/>	<input type="radio"/>	<input type="radio"/>
Υποδομή / εφαρμογές: FIWARE, OVH, IBM Bluemix, Amazon AWS, Google Cloud, Heroku ή παρόμοια	<input type="radio"/>	<input type="radio"/>	<input type="radio"/>	<input type="radio"/>	<input type="radio"/>
Εφαρμογές διαχείρισης αγροκτημάτων: οποιαδήποτε διαδικτυακή ή κινητή εφαρμογή για τη διαχείριση της εκμετάλλευσης, όπως ημερολόγιο πεδίου και διαχείριση κτηνοτροφικών εκμεταλλεύσεων	<input type="radio"/>	<input type="radio"/>	<input type="radio"/>	<input type="radio"/>	<input type="radio"/>

22. Σε ποιο βαθμό βλέπετε τους αγρότες να χρησιμοποιούν αυτές τις υπηρεσίες cloud για να στηρίξουν την επιχείρησή τους?

	Πολύ συχνά	Επίστε	Σπάνια	Πολύ Σπάνια	Ποτέ
Εφαρμογές πελατών: Gmail, Dropbox, WhatsApp, Telegram ή παρόμοιο	<input type="radio"/>	<input type="radio"/>	<input type="radio"/>	<input type="radio"/>	<input type="radio"/>
Επιχειρησιακή παραγωγικότητα: Office365, Google Apps, G-Suite, Skype ή παρόμοιο	<input type="radio"/>	<input type="radio"/>	<input type="radio"/>	<input type="radio"/>	<input type="radio"/>
Επιχειρηματικές εφαρμογές: Salesforce, SAP web, SAGE web ή οποιοδήποτε άλλο web-based ERP / CRM	<input type="radio"/>	<input type="radio"/>	<input type="radio"/>	<input type="radio"/>	<input type="radio"/>
Υποδομή / εφαρμογές: FIWARE, OVH, IBM Bluemix, Amazon AWS, Google Cloud, Heroku ή παρόμοια	<input type="radio"/>	<input type="radio"/>	<input type="radio"/>	<input type="radio"/>	<input type="radio"/>
Εφαρμογές διαχείρισης αγροκτημάτων: οποιαδήποτε διαδίκτυακή ή κινητή εφαρμογή για τη διαχείριση της εκμετάλλευσης, όπως ημερολόγιο πεδίου και διαχείριση κτηνοτροφικών εκμεταλλεύσεων	<input type="radio"/>	<input type="radio"/>	<input type="radio"/>	<input type="radio"/>	<input type="radio"/>

23. Πόσο σημαντικές θεωρείτε τις ακόλουθες ψηφιακές υπηρεσίες για τις επιχειρηματικές δραστηριότητες ενός αγρότη?

	Καθόλου σημαντικό	μικρή σημασία	Μέσης Σημασίας	Πολύ σημαντικό	Απολύτως απαραίτητο
Απόκτηση και ανάλυση αεροφωτογραφιών για να λάβετε καλύτερες αποφάσεις (π.χ. με δορυφόρους ή drones)	<input type="radio"/>	<input type="radio"/>	<input type="radio"/>	<input type="radio"/>	<input type="radio"/>
Ανάλυση των υπάρχοντων δεδομένων από το πεδίο, το ζωικό κεφάλαιο, τις επιχειρήσεις ή τους πελάτες για να λάβετε τεκμηριωμένες αποφάσεις (business intelligence)	<input type="radio"/>	<input type="radio"/>	<input type="radio"/>	<input type="radio"/>	<input type="radio"/>
Χρήση προγραμματιζόμενων ρομπότ για εργασίες γεωργίας ή βιομηχανίας, αυτόνομα οχήματα και οποιοσδήποτε άλλες αυτόνομες συνεργατικές μηχανές	<input type="radio"/>	<input type="radio"/>	<input type="radio"/>	<input type="radio"/>	<input type="radio"/>
Παρακολούθηση των συνθηκών καλλιέργειας για λήψη καλύτερων αποφάσεων (αισθητήρες)	<input type="radio"/>	<input type="radio"/>	<input type="radio"/>	<input type="radio"/>	<input type="radio"/>
Πρόσβαση στα δεδομένα, τις εφαρμογές, το λογισμικό και άλλα εργαλεία μέσω του Διαδικτύου	<input type="radio"/>	<input type="radio"/>	<input type="radio"/>	<input type="radio"/>	<input type="radio"/>
Προβλέψτε τη συγκομιδή, την παραγωγή, τις ασθένειες, τις καιρικές συνθήκες, τη συντήρηση του εξοπλισμού, τις συνθήκες της αγοράς κ.λπ	<input type="radio"/>	<input type="radio"/>	<input type="radio"/>	<input type="radio"/>	<input type="radio"/>
Χρησιμοποιήστε εικονικά περιβάλλοντα για εκπαίδευση ή συνεργασία	<input type="radio"/>	<input type="radio"/>	<input type="radio"/>	<input type="radio"/>	<input type="radio"/>
Χρήση εικονικών πληροφοριών στην πραγματικότητα για τη βελτίωση των πληροφοριών στον τομέα ή τη βιομηχανία μέσω smartphones ή γυαλιών	<input type="radio"/>	<input type="radio"/>	<input type="radio"/>	<input type="radio"/>	<input type="radio"/>
Χρήση Τεχνολογιών για την ανίχνευση και παρακολούθηση της αλυσίδας εφοδιασμού/παράδοση προϊόντων	<input type="radio"/>	<input type="radio"/>	<input type="radio"/>	<input type="radio"/>	<input type="radio"/>

Άλλο (διευκρινίστε)

## 24. Αξιολογείτε τις ανάγκες των γεωργών στα παρακάτω?

	Ναι	Όχι
Απόκτηση και ανάλυση αεροφωτογραφιών για να λάβετε καλύτερες αποφάσεις (π.χ. με δορυφόρους ή drones)	<input type="radio"/>	<input type="radio"/>
Πως?	<input type="text"/>	
Ανάλυση των υπάρχοντων δεδομένων από το πεδίο, το ζωικό κεφάλαιο, τις επιχειρήσεις ή τους πελάτες για να λάβετε τεκμηριωμένες αποφάσεις (business intelligence)	<input type="radio"/>	<input type="radio"/>
Πως?	<input type="text"/>	
Χρήση προγραμματιζόμενων ρομπότ για εργασίες γεωργίας ή βιομηχανίας, αυτόνομα οχήματα και οποιοσδήποτε άλλες αυτόνομες συνεργατικές μηχανές	<input type="radio"/>	<input type="radio"/>
Πως?	<input type="text"/>	
Παρακολούθηση των συνθηκών καλλιέργειας για λήψη καλύτερων αποφάσεων (αισθητήρες)	<input type="radio"/>	<input type="radio"/>
Πως?	<input type="text"/>	
Πρόσβαση στα δεδομένα, τις εφαρμογές, το λογισμικό και άλλα εργαλεία μέσω του Διαδικτύου	<input type="radio"/>	<input type="radio"/>
Πως?	<input type="text"/>	
Προβλέψτε τη συγκομιδή, την παραγωγή, τις ασθένειες, τις καιρικές συνθήκες, τη συντήρηση του εξοπλισμού, τις συνθήκες της αγοράς κ.λπ	<input type="radio"/>	<input type="radio"/>
Πως?	<input type="text"/>	
Χρησιμοποιήστε εικονικά περιβάλλοντα για εκπαίδευση ή συνεργασία	<input type="radio"/>	<input type="radio"/>
Πως?	<input type="text"/>	
Χρήση εικονικών πληροφοριών στην πραγματικότητα για τη βελτίωση των πληροφοριών στον τομέα ή τη βιομηχανία μέσω smartphones ή γυαλιών	<input type="radio"/>	<input type="radio"/>
Πως?	<input type="text"/>	
Χρήση Τεχνολογιών για την ανίχνευση και παρακολούθηση της αλυσίδας εφοδιασμού/παράδοση προϊόντων	<input type="radio"/>	<input type="radio"/>
Πως?	<input type="text"/>	

Προηγ

Επόμενο

## Στοιχεία επικοινωνίας

Ελληνικά ▾

Σας ευχαριστούμε πολύ για το χρόνο και τη συνεργασία σας. Μπορούμε να επικοινωνήσουμε μαζί σας στο μέλλον σχετικά με αυτό το έργο; Αν ναι, παρακαλώ μοιραστείτε τα στοιχεία επικοινωνίας σας εδώ.

## 25. Στοιχεία επικοινωνίας

Όνομα	<input type="text"/>
Εταιρία	<input type="text"/>
Πόλη	<input type="text"/>
Χώρα	<input type="text"/>
Email	<input type="text"/>
Τηλέφωνο	<input type="text"/>

## 26. Έχετε άλλα σχόλια, ερωτήσεις ή ανησυχίες?

## 27. Θα θέλαμε να επικοινωνήσουμε μαζί σας σχετικά με αυτήν την έρευνα

- Ναι παρακαλώ  
 Όχι ευχαριστώ

Προηγ

Έγινε



Sledeća pitanja se odnose na vaš DIH

### 1. Koji digitalni inovacioni centar predstavljate?

### 2. U kojem sektoru uglavnom pružate usluge?

- |  |   |
|--|---|
| <input type="checkbox"/> Ratarstvo               | <input type="checkbox"/> Svinjarstvo  |
| <input type="checkbox"/> Voćarstvo               | <input type="checkbox"/> Organska proizvodnja                                   |
| <input type="checkbox"/> Živinarstvo             | <input type="checkbox"/> Maslinovo drveće                                       |
| <input type="checkbox"/> Staklenici/plastenici   | <input type="checkbox"/> Ostalo stočarstvo (npr. Ovce, koze ... navedite ispod) |
| <input type="checkbox"/> Mlekarstvo              | <input type="checkbox"/> Agro-šumarski ekosistemi (primer navedite ispod)       |
| <input type="checkbox"/> Povrtarstvo             |   |
| <input type="checkbox"/> Drugo (molimo navedite) |   |

### 3. Sa kojim regionalnim klasterom ste povezani?

### 4. Na kojoj lokaciji (grad, država) je Vaš DIH??

### 5. Kojе godine (meseca) je osnovan Vaš centar?

### 6. Kako biste opisali digitalne inovacije koje pružate u Vašem sektoru?

### 7. Koja je Vaša pozicija u DIH-u?

- Menadžer
- Konsultant
- Savetnik
- Računovođa
- Istraživač
- Drugo (molimo navedite)

Pre

Sledeći

### 8. Možete li navesti sa kojim drugim entitetima je povezan vaš DIH?

- Univerzitet / Istraživački centar
- Centar kompetencija (Competence center)
- Drugi DIH-ovi
- Lokalna preduzeća (MSP sektor)
- Lokalna velika preduzeća
- Udruženja poljoprivrednika
- Obrazovne institucije
- Lokalna samouprava
- Upravljačko telo
- Inkubator/akselerator/startup programi
- Drugo (molimo navedite)

### 9. Možete li nam reći kakve je događaje Vaš DIH organizovao u poslednjih dvanaest meseci (datum, kratak opis tema, broj prisutnih)?

Pre

Sledeći

Sledeća pitanja su povezana sa Vašom vizijom za budućnost. Mi smo zainteresovani za ono što smatrate važnim; možete odgovoriti ili na visokom nivou ili detaljno prema onome što osećate.

10. Koje su Vaše prednosti?

11. Koji je Vaš najveći izazov u budućnosti?

12. Šta smatrate svojim najvećim doprinosom sektoru?

13. Koja je Vaša ambicija?

14. Šta Vam je potrebno da ispunite ovu ambiciju?

[Pre](#)[Sledeći](#)



Naredna pitanja se tiču digitalizacije poljoprivrede: koje teme su Vam posebno interesantne kada je reč o digitalizaciji? Takođe, koje digitalne servise pružate kao DIH?

**15. Uzimajući u obzir potrebe poljoprivrednika, u molimo Vas identifikujte one koje možete da podržite:**

	Malo zainteresovano	Malo zainteresovano	Veoma zainteresovani	Pokušavamo da se bavimo tim potrebama	Već se bavimo tim potrebama
Potreba da se "prate" kvalitetni proizvodi od polja do trpeze (npr. poboljšanje sistema sledljivosti za kupce ili potrošače kako bi znali odakle proizvod dolazi ili kako je obrađivan)	<input type="radio"/>	<input type="radio"/>	<input type="radio"/>	<input type="radio"/>	<input type="radio"/>
Potreba da se optimizuju aktivnosti/ procesi na gazdinstvima (poput poboljšanje navodnjavanja, đubrenja, lečenja bolesti, žetve, upravljanje stočarstvom, administracije)	<input type="radio"/>	<input type="radio"/>	<input type="radio"/>	<input type="radio"/>	<input type="radio"/>
Potreba za novim poslovnim modelima (sa posebnim fokusom na prilagodljiva i fleksibilna digitalna rešenja za zadovoljavanje poslovnih potreba farmi)	<input type="radio"/>	<input type="radio"/>	<input type="radio"/>	<input type="radio"/>	<input type="radio"/>
Potreba za kombinovanjem i razmenom podataka u cilju stvaranja vrednosti (kao što su razvoj standarda, znanja i infrastrukture za prikupljanje podataka sa terena sa senzorima, satelitskim ili bespilotnim slikama i donošenje boljih odluka).	<input type="radio"/>	<input type="radio"/>	<input type="radio"/>	<input type="radio"/>	<input type="radio"/>
Potreba za ekološki održivom proizvodnjom (korišćenje ICT-a za poboljšanje ekološkog aspekta proizvodnje hrane i lanaca vrednosti za poljoprivredno-prehrambenu industriju)	<input type="radio"/>	<input type="radio"/>	<input type="radio"/>	<input type="radio"/>	<input type="radio"/>

16. Ispod možete naći listu usluga koje DIH mogu pružiti. Možete li, molim Vas, da nam kažete koliku važnosti imaju ove usluge za Vas?

	Nemaj značaj	Malog značaja	Neutralno	Važne	Veoma važne
Pristup finansijama i finansiranju (npr. Finansijski inženjering, veza sa izvorima finansiranja, planiranje investicija)	<input type="radio"/>	<input type="radio"/>	<input type="radio"/>	<input type="radio"/>	<input type="radio"/>
Podrška poslovnom planiranju (npr. Marketing, distribucija)	<input type="radio"/>	<input type="radio"/>	<input type="radio"/>	<input type="radio"/>	<input type="radio"/>
Veštine i obrazovanje (npr. kursevi, radionice, nudeći tehnološku infrastrukturu u obrazovne svrhe)	<input type="radio"/>	<input type="radio"/>	<input type="radio"/>	<input type="radio"/>	<input type="radio"/>
(Zajedničko) istraživanje i razvoj (npr. Razvoj koncepta tehnologije, prikupljanje dokaza o konceptima)	<input type="radio"/>	<input type="radio"/>	<input type="radio"/>	<input type="radio"/>	<input type="radio"/>
Tehnička podrška (npr. Izrada prototipa, proizvodnja male količine proizvoda)	<input type="radio"/>	<input type="radio"/>	<input type="radio"/>	<input type="radio"/>	<input type="radio"/>
Testiranje (pr. sertifikacija, kvalifikacija proizvoda)	<input type="radio"/>	<input type="radio"/>	<input type="radio"/>	<input type="radio"/>	<input type="radio"/>
Inkubator / akcelerator (npr. analiza tržišta, razvoj poslovanja)	<input type="radio"/>	<input type="radio"/>	<input type="radio"/>	<input type="radio"/>	<input type="radio"/>
Mentorstvo (u Vašoj profesionalnoj mreži) (npr. obuke namenjene hub-ovima i obuke koje sprovode hub-ovi i centri za razvoj kompetencija)	<input type="radio"/>	<input type="radio"/>	<input type="radio"/>	<input type="radio"/>	<input type="radio"/>
Vizija i razvoj strategije (npr. razvoj inovacijske strategije)	<input type="radio"/>	<input type="radio"/>	<input type="radio"/>	<input type="radio"/>	<input type="radio"/>
Prihvatanje od strane korisnika (npr. prikupljanje i analiza podataka o klijentima, provera koncepta)	<input type="radio"/>	<input type="radio"/>	<input type="radio"/>	<input type="radio"/>	<input type="radio"/>
Izgradnja zajednice (npr. Izviđanje za partnere, marketinške komunikacije, izgradnja ekosistema)	<input type="radio"/>	<input type="radio"/>	<input type="radio"/>	<input type="radio"/>	<input type="radio"/>

17. Da li pružate ove usluge u Vašem DIH-u?

	Da	Ne	Delimično
Pristup finansijama i finansiranju (npr. Finansijski inženjering, veza sa izvorima finansiranja, planiranje investicija)	<input type="radio"/>	<input type="radio"/>	<input type="radio"/>
Podrška poslovnom planiranju (npr. Marketing, distribucija)	<input type="radio"/>	<input type="radio"/>	<input type="radio"/>
Veštine i obrazovanje (npr. kursevi, radionice, nudeći tehnološku infrastrukturu u obrazovne svrhe)	<input type="radio"/>	<input type="radio"/>	<input type="radio"/>
(Zajedničko) istraživanje i razvoj (npr. Razvoj koncepta tehnologije, prikupljanje dokaza o konceptima)	<input type="radio"/>	<input type="radio"/>	<input type="radio"/>
Tehnička podrška (poput izrade prototipa, proizvodnje malih serija)	<input type="radio"/>	<input type="radio"/>	<input type="radio"/>
Testiranje (pr. sertifikacija, kvalifikacija proizvoda)	<input type="radio"/>	<input type="radio"/>	<input type="radio"/>
Inkubator / akcelerator (npr. analiza tržišta, razvoj poslovanja)	<input type="radio"/>	<input type="radio"/>	<input type="radio"/>
Mentorstvo (u Vašoj profesionalnoj mreži) (npr. obuke namenjene hub-ovima i obuke koje sprovode hub-ovi i centri za razvoj kompetencija)	<input type="radio"/>	<input type="radio"/>	<input type="radio"/>
Vizija i razvoj strategije (npr. razvoj inovacijske strategije)	<input type="radio"/>	<input type="radio"/>	<input type="radio"/>
Prihvatanje od strane korisnika (npr. prikupljanje i analiza podataka o klijentima, provera koncepta)	<input type="radio"/>	<input type="radio"/>	<input type="radio"/>
Izgradnja zajednice (npr. Izviđanje za partnere, marketinške komunikacije, izgradnja ekosistema)	<input type="radio"/>	<input type="radio"/>	<input type="radio"/>

Pre

Sledeći

Naredna grupa pitanja se odnosi na alate koji su trenutno u upotrebi kako bi se pružila adekvatna usluga.

### 18. Koje alate trenutno koristite za pružanje usluga? (izaberite sve adekvatne odgovore)

- Vebinari
- Događaji
- Radionice
- Šabloni
- Obuka trenera
- Povezivanje sa drugim, uspešnijim, habovima
- Portal (za isporuku jedne ili više gore navedenih usluga)
- E-learning
- Dokumentacija
- Ni jedan od ponuđenih odgovora
- Drugo (molimo navedite)

### 19. Da li smatrate da Vam trenutno nedostaje alat za adekvatno pružanje usluga?

- Da
- Ne

Ako da, koje?

[Pre](#)[Sledeći](#)

Naredna grupa pitanja se odnosi na Vaša razmišljanja o digitalizaciji, kako poljoprivrednici koriste tehnologiju i načina na koji im Vi pružate usluge,

**20. Verovatno ste mnogo čuli o digitalizaciji, ali nama je važno Vaše viđenje. Šta za Vas znači pojam digitalno? (označite sve adekvatne odgovore)**

- Digitalno se odnosi na sve aktivnosti vezane za inovacije u tehnologiji.
  - Digitalno je sinonim za tehnologiju
  - Digitalno se odnosi na sve tehnološke aktivnosti u cilju približavanja klijentima.
  - Digitalno se odnosi na sve investicije koje ulažemo u integraciju tehnologije u sve delove našeg poslovanja.
  - Drugo (molimo navedite)
- 
- Termin digitalno prevazilazi samu tehnologiju i odražava način razmišljanja koji obuhvata stalne inovacije, donošenje odluka i integraciju tehnologije u sve faze poslovanja.
  - Digitalno se odnosi na sve tipove analize podataka
  - Nisam sigurna/an.

**21. Cloud uslugama se uglavnom pristupa putem internet pretraživača ili pametnog telefona i mogu se koristiti bilo gde. Koliko važnim smatrate dole navedene Cloud usluge za poslovanje poljoprivrednika?**

	Nemaju značaj	Malog značaja	Značajne	Veoma značajne	Apsolutno neophodne
Korisničke aplikacije: Gmail, Dropbox, WhatsApp, Telegram ili slično	<input type="radio"/>	<input type="radio"/>	<input type="radio"/>	<input type="radio"/>	<input type="radio"/>
Poslovna produktivnost: Office365, Google Apps, G-Suite, Skype ili slično	<input type="radio"/>	<input type="radio"/>	<input type="radio"/>	<input type="radio"/>	<input type="radio"/>
Poslovne aplikacije: Salesforce, SAP veb, SAGE veb ili bilo koji drugi program za planiranje resursa baziran na upotrebi interneta	<input type="radio"/>	<input type="radio"/>	<input type="radio"/>	<input type="radio"/>	<input type="radio"/>
Infrastruktura / aplikacije: FiWARE, OVH, IBM Bluemix, Amazon AVS, Google Cloud, Heroku ili slično	<input type="radio"/>	<input type="radio"/>	<input type="radio"/>	<input type="radio"/>	<input type="radio"/>
Aplikacije za upravljanje poljoprivrednim gazdinstvom: bilo koja veb ili mobilna aplikacija za upravljanje gazdinstvom, kao što je knjiga polja ili system za upravljanje stočnim fondom	<input type="radio"/>	<input type="radio"/>	<input type="radio"/>	<input type="radio"/>	<input type="radio"/>

22. U kojoj meri vidite da poljoprivrednici zaista koriste dole navedene Cloud usluge kako bi podržali svoje poslovanje?

	Vrlo često	Često	Ponekad	Retko	Nikad
Korisničke aplikacije: Gmail, Dropbox, WhatsApp, Telegram ili slično	<input type="radio"/>	<input type="radio"/>	<input type="radio"/>	<input type="radio"/>	<input type="radio"/>
Poslovna produktivnost: Office365, Google Apps, G-Suite, Skype ili slično	<input type="radio"/>	<input type="radio"/>	<input type="radio"/>	<input type="radio"/>	<input type="radio"/>
Poslovne aplikacije: Salesforce, SAP veb, SAGE veb ili bilo koji drugi program za planiranje resursa baziran na upotrebi interneta	<input type="radio"/>	<input type="radio"/>	<input type="radio"/>	<input type="radio"/>	<input type="radio"/>
Infrastruktura / aplikacije: FiWARE, OVH, IBM Bluemix, Amazon AVS, Google Cloud, Heroku ili slično	<input type="radio"/>	<input type="radio"/>	<input type="radio"/>	<input type="radio"/>	<input type="radio"/>
Aplikacije za upravljanje poljoprivrednim gazdinstvom: bilo koja veb ili mobilna aplikacija za upravljanje gazdinstvom, kao što je knjiga polja ili system za upravljanje stočnim fondom	<input type="radio"/>	<input type="radio"/>	<input type="radio"/>	<input type="radio"/>	<input type="radio"/>

23. Prema Vašem mišljenju, koliko bi naredne digitalne usluge trebalo da budu važne za posao poljoprivrednika?

	Nisu od značaja	Malog značaja	Značajne	Veoma značajne	Apsolutno neophodno
Pribavljanje i analiziranje snimaka iz vazduha kako bi se donele bolje odluke (npr. pribavljene pomoću satelita ili bespilotnih letelica)	<input type="radio"/>	<input type="radio"/>	<input type="radio"/>	<input type="radio"/>	<input type="radio"/>
Analiziranje postojećih sopstvenih podataka sa terena, o stanju stoke, iz poslovanja ili o klijentima da bi se donele valjane odluke	<input type="radio"/>	<input type="radio"/>	<input type="radio"/>	<input type="radio"/>	<input type="radio"/>
Upotreba programabilnih robota za poljoprivredne ili industrijske zadatke, autonomna vozila i bilo koje druge autonomne kolaborativne mašine	<input type="radio"/>	<input type="radio"/>	<input type="radio"/>	<input type="radio"/>	<input type="radio"/>
Pratiti poljoprivredne parametre da bi se donosile bolje odluke (poput senzora)	<input type="radio"/>	<input type="radio"/>	<input type="radio"/>	<input type="radio"/>	<input type="radio"/>
Pristupanje svojim podacima, aplikacijama, softveru i drugim alatima putem interneta	<input type="radio"/>	<input type="radio"/>	<input type="radio"/>	<input type="radio"/>	<input type="radio"/>
Predvidjanje žetve, proizvodnje, bolesti, vremena, stanja opreme, uslova na tržištu, itd.	<input type="radio"/>	<input type="radio"/>	<input type="radio"/>	<input type="radio"/>	<input type="radio"/>
Korišćenje virtuelnog okruženja za obuku, obrazovanje ili saradnju	<input type="radio"/>	<input type="radio"/>	<input type="radio"/>	<input type="radio"/>	<input type="radio"/>
Preklapanje virtuelnih informacija u stvarnost da bi se poboljšale informacije na terenu ili industriji koristeći pametne telefone ili naočare	<input type="radio"/>	<input type="radio"/>	<input type="radio"/>	<input type="radio"/>	<input type="radio"/>
Praćenje i nadgledanje lanca snabdevanja	<input type="radio"/>	<input type="radio"/>	<input type="radio"/>	<input type="radio"/>	<input type="radio"/>

Drugo (molimo navedite)

## 24. Da li procenjujete potrebe farmera u ovim oblastima?

	Da	Ne
Pribavljanje i analiziranje snimaka iz vazduha kako bi se donele bolje odluke (npr. pribavljene pomoću satelita ili bespilotnih letelica)	<input type="radio"/>	<input type="radio"/>
Kako?	<input type="text"/>	
Analiziranje postojećih sopstvenih podataka sa terena, o stanju stoke, iz poslovanja ili o klijentima da bi se donele valjane odluke	<input type="radio"/>	<input type="radio"/>
Kako?	<input type="text"/>	
Upotreba programabilnih robota za poljoprivredne ili industrijske zadatke, autonomna vozila i bilo koje druge autonomne kolaborativne mašine	<input type="radio"/>	<input type="radio"/>
Kako?	<input type="text"/>	
Pratiti poljoprivredne parametre da bi se donosile bolje odluke (poput senzora)	<input type="radio"/>	<input type="radio"/>
Kako?	<input type="text"/>	
Pristupanje svojim podacima, aplikacijama, softveru i drugim alatima putem interneta	<input type="radio"/>	<input type="radio"/>
Kako?	<input type="text"/>	
Predviđanje žetve, proizvodnje, bolesti, vremena, stanja opreme, uslova na tržištu, itd.	<input type="radio"/>	<input type="radio"/>
Kako?	<input type="text"/>	
Korišćenje virtuelnog okruženja za obuku, obrazovanje ili saradnju	<input type="radio"/>	<input type="radio"/>
Kako?	<input type="text"/>	
Preklapanje virtuelnih informacija u stvarnost da bi se poboljšale informacije na terenu ili industriji koristeći pametne telefone ili naočare	<input type="radio"/>	<input type="radio"/>
Kako?	<input type="text"/>	
Praćenje i nadgledanje lanca snabdevanja	<input type="radio"/>	<input type="radio"/>
Kako?	<input type="text"/>	

Pre

Sledeći

## Kontakt Informacije

Српски ▾

Hvala Vam na Vašem vremenu i saradnji.  
Možemo li Vas u budućnosti kontaktirati u vezi sa ovim projektom?

## 25. Kontakt Informacije

Ime	<input type="text"/>
Firma	<input type="text"/>
Grad	<input type="text"/>
Država	<input type="text"/>
E-pošta	<input type="text"/>
Broj telefona	<input type="text"/>

## 26. Da li imate neke druge komentare, pitanja ili zapažanja?

## 27. Želeli bismo da Vas kontaktiramo o ovom istraživanju

- Da, molim Vas  
 Ne, hvala

Pre

Gotovo

## 8. ANNEX IV: GDPR CONSENT

**To** DIHs involved in SmartAgriHubs Project.  
**From** CAPDER  
**Date**  
**Concerning** GPDP consent

---

CONSENT FOR THE TRANSFER OF PERSONAL AND INFORMATION DATA OF INTEREST WITHIN THE FRAME OF THE SMARTAGRIHUBS EUROPEAN H2020 PROJECT.

The H2020 European project SmartAgriHubs, “Connecting the dots to unleash the innovation potential for digital transformation of the European agrifood”, is dedicated to accelerate the digital transformation of the European agri-food sector. It will consolidate, activate and extend the current ecosystem by building a network of Digital Innovation Hubs (DIHs) that will boost the uptake of digital solutions by the farming sector. This will be achieved by integrating technology and business support in a local onestop- shop approach involving all regions and all relevant players in Europe. The heart of the project is formed by 28 flagship innovation experiments demonstrating digital innovations in agriculture, facilitated by DIHs from 9 Regional Clusters including all European member states. Concurrently, SmartAgriHubs will improve the maturity of innovation services of DIHs so that digital innovations will be replicated across Europe and widely adopted by European farmers.

Within the frame of this project, lead by Wageningen Research, the Andalusian Ministry for Agriculture, Livestock, Fisheries and Sustainable Development of the Andalusian Regional Government is responsible for two tasks: Need assessment and Building networks of DIHs within the WP DIH Capacity Building and Monitoring, where there is a need to establish contacts with the persons in charge of the DIHs which belong to the mentioned project without being direct partners, with the aim to obtain information regarding both personal data and scope and activity of the DIHs, among others.

Therefore, as a DIH which collaborates with the SmartAgriHubs project, in compliance with the General Regulation for Data Protection, the Andalusian Ministry for Agriculture, Livestock, Fisheries and Sustainable Development requests your express consent for the communication of your personal data (name, surname and e-mail) to other partners of the consortium as well as to related external experts and initiatives. Moreover, these data can be published in the “Innovation Portal” of the project as a part of the DIHs catalogue, to be produced within the Observatory.

### Consent

Mr/Mrs/Ms..... with Identification Card /Passport No. ....  
declares that: I have read the clause about data protection and I give my consent so that the Andalusian Ministry for Agriculture, Livestock, Fisheries and Sustainable Development can make use of the information on personal data referred in the mentioned clause and in its specified terms.

In witness whereof I sign the authorisation in (PLACE) (DATE)



Signed: .....

## Data Protection Clause

### DATA PROTECTION:

In compliance with the provisions of the General Data Protection Regulation we inform you that:

- a) The controller of your personal data is the Viceconsejería of the Andalusian Ministry of Agriculture, Livestock, Fisheries and Sustainable Development, having its address in c/Tabladilla s/n - 41071 Seville - Spain.
- b) You can contact the Data Protection Officer at [dpd.capder@juntadeandalucia.es](mailto:dpd.capder@juntadeandalucia.es).
- c) The personal data you provide us are necessary for the events, relationships and projects management of the Regional Ministry, whose legal basis is the consent that you have expressed.
- d) You can exercise your rights of access, rectification, cancellation and opposition or object to this processing at <http://www.juntadeandalucia.es/protecciondedatos>

## 9. ANNEX V: EMAIL TO DIHS

SUBJECT: H2020 SmartAgriHubs: Needs Assessment survey

BODY:

Dear Madam / Sir,

You are receiving this email because you are part of a Digital Innovation Hub (DIH), dedicated to accelerate the digital transformation of the European agri-food sector as stated in the H2020 initiative "SmartAgriHubs".

SmartAgriHubs aims to connect the dots to unleash the innovation potential for digital transformation of the European agrifood sector. A first yet fundamental step in our project is to understand how DIHs are developing and delivering innovation services to address the digital needs of the farming sector. To this end, we have developed two surveys: one for Digital Innovation Hubs, and one for the farming sector. We would kindly like to ask you to complete the Digital Innovation Hub survey. Secondly, we would very much appreciate if you reach out to your network in the farming sector for collecting data on the farming sector survey.

### **Digital Innovation Hub survey**

The survey for the Digital Innovation Hub should preferably be filled by the executive responsible for the DIH, the highest-ranking person ultimately responsible for managerial decisions.

You will find the survey here here in different languages:

English: [https://es.surveymonkey.com/r/smartagrihubs\\_DIHs](https://es.surveymonkey.com/r/smartagrihubs_DIHs)

Spanish: [https://es.surveymonkey.com/r/smartagrihubs\\_DIHs?lang=es](https://es.surveymonkey.com/r/smartagrihubs_DIHs?lang=es)

Greek: [https://es.surveymonkey.com/r/smartagrihubs\\_DIHs?lang=el](https://es.surveymonkey.com/r/smartagrihubs_DIHs?lang=el)

Serbian: [https://es.surveymonkey.com/r/smartagrihubs\\_DIHs?lang=sr](https://es.surveymonkey.com/r/smartagrihubs_DIHs?lang=sr)

Of course, you can forward these links.

### **Farmers and farming sector survey**

A second survey is to be filled in by the farming sector: farmers themselves and their support ecosystem (e.g. farmers' agri-cooperatives, service and products providers and farmers' associations, organisations and institutions). In order to gain thorough insight and optimal representativeness, we would very much appreciate your help with obtaining at least 20 completed surveys according to the following division:

At least 13 surveys by farmers, either full-time, part-time or landlords, with a distribution in terms of farm size and main agricultural domains that represents your region.

At least 2 surveys by a worker in a farming company.

At least 2 surveys by an external service or product provider.

At least 2 surveys by an agri-cooperative, farmers association, or agricultural institution.

In order to accomplish this, we have a few tips and supporting tools:

Below you'll find an example e-mail you can use to reach respondents (farmers and support ecosystem partners that in turn can also help to reach farmers). Feel free to adapt the e-mail to your own situation. We strongly suggest to connect with agri-cooperatives, associations or institutions in your community to reach farmers.

One of the mandatory questions in the survey is to which Digital Innovation Hub the respondents are connected. Therefore, please make sure you give them the correct reference name of your Digital Innovation Hub.

You may of course use whatever additional means you think adequate to reach farmers. You can send the link via social media, or if you think that printing out the survey may improve the performance, feel free to do it and let us know so we can advise you on how to proceed. We will inform you about the reach of the surveys corresponding to your Digital Innovation Hub.

You will find the Farming sector survey here in different languages:

English: [https://www.surveymonkey.com/r/smartagrihubs\\_farmers](https://www.surveymonkey.com/r/smartagrihubs_farmers)

German: [https://es.surveymonkey.com/r/smartagrihubs\\_farmers?lang=de](https://es.surveymonkey.com/r/smartagrihubs_farmers?lang=de)

Spanish: [https://es.surveymonkey.com/r/smartagrihubs\\_farmers?lang=es](https://es.surveymonkey.com/r/smartagrihubs_farmers?lang=es)

French: [https://es.surveymonkey.com/r/smartagrihubs\\_farmers?lang=fr](https://es.surveymonkey.com/r/smartagrihubs_farmers?lang=fr)

Greek: [https://es.surveymonkey.com/r/smartagrihubs\\_farmers?lang=el](https://es.surveymonkey.com/r/smartagrihubs_farmers?lang=el)

Italian: [https://es.surveymonkey.com/r/smartagrihubs\\_farmers?lang=it](https://es.surveymonkey.com/r/smartagrihubs_farmers?lang=it)

Polish: [https://es.surveymonkey.com/r/smartagrihubs\\_farmers?lang=pl](https://es.surveymonkey.com/r/smartagrihubs_farmers?lang=pl)

Serbian: [https://es.surveymonkey.com/r/smartagrihubs\\_farmers?lang=sr](https://es.surveymonkey.com/r/smartagrihubs_farmers?lang=sr)

Our aim is to have the surveys completed in two weeks from today. We are very much looking forward to the richness of insights we will get through this survey, in order to accelerate digital transformation in the sector. Furthermore, the project aims to directly support you as a Digital Innovation Hub, for which this survey will also lay the foundation.

Thanks in advance for your cooperation!

## 10. ANNEX VI: EXAMPLE EMAIL TO REACH PARTNERS

Subject: Improving digital transformation in our region

Body:

Dear partner,

We are [NAME], a Digital Innovation Hub dedicated to accelerate the digital transformation of the European agrifood sector. As such, we are involved in the H2020 initiative SmartAgriHubs.

We would kindly like to ask your help to improve our understanding of the farmers' and farming sector's digitalisation needs by completing this survey.

You will find the survey here in different languages:

English: [https://www.surveymonkey.com/r/smartagrihubs\\_farmers](https://www.surveymonkey.com/r/smartagrihubs_farmers)

German: [https://es.surveymonkey.com/r/smartagrihubs\\_farmers?lang=de](https://es.surveymonkey.com/r/smartagrihubs_farmers?lang=de)

Spanish: [https://es.surveymonkey.com/r/smartagrihubs\\_farmers?lang=es](https://es.surveymonkey.com/r/smartagrihubs_farmers?lang=es)

French: [https://es.surveymonkey.com/r/smartagrihubs\\_farmers?lang=fr](https://es.surveymonkey.com/r/smartagrihubs_farmers?lang=fr)

Greek: [https://es.surveymonkey.com/r/smartagrihubs\\_farmers?lang=el](https://es.surveymonkey.com/r/smartagrihubs_farmers?lang=el)

Italian: [https://es.surveymonkey.com/r/smartagrihubs\\_farmers?lang=it](https://es.surveymonkey.com/r/smartagrihubs_farmers?lang=it)

Polish: [https://es.surveymonkey.com/r/smartagrihubs\\_farmers?lang=pl](https://es.surveymonkey.com/r/smartagrihubs_farmers?lang=pl)

Serbian: [https://es.surveymonkey.com/r/smartagrihubs\\_farmers?lang=sr](https://es.surveymonkey.com/r/smartagrihubs_farmers?lang=sr)

It would also be great if you could help us spread the link so we can collect even more responses: the more representative the insights are, the better we will be able to meet the needs of the farming sector.

Thanks in advance for your support.